



Synonym

Streptavidin,SA

Source

Recombinant Streptavidin (STN-N5116) is expressed from E.coli cells.

Molecular Characterization

This protein carries no "tag". The protein has a calculated MW of 13.8 kDa.

Application

ELISA assay

Endotoxin

Less than 1.0 EU per µg by the LAL method / rFC method.

Purity

>95% as determined by SDS-PAGE.

>95% as determined by SEC-MALS.

Formulation

Lyophilized from 0.22 µm filtered solution in NaCl, pH7.4 with trehalose as protectant.

Contact us for customized product form or formulation.

Reconstitution

Please see Certificate of Analysis for specific instructions.

For best performance, we strongly recommend you to follow the reconstitution protocol provided in the CoA.

Storage

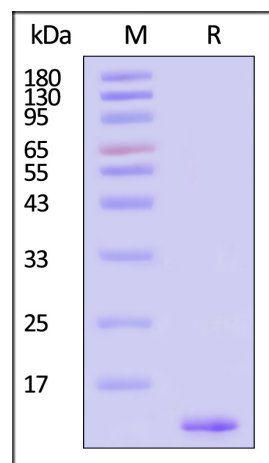
For long term storage, the product should be stored at lyophilized state at -20°C or lower.

Please avoid repeated freeze-thaw cycles.

This product is stable after storage at:

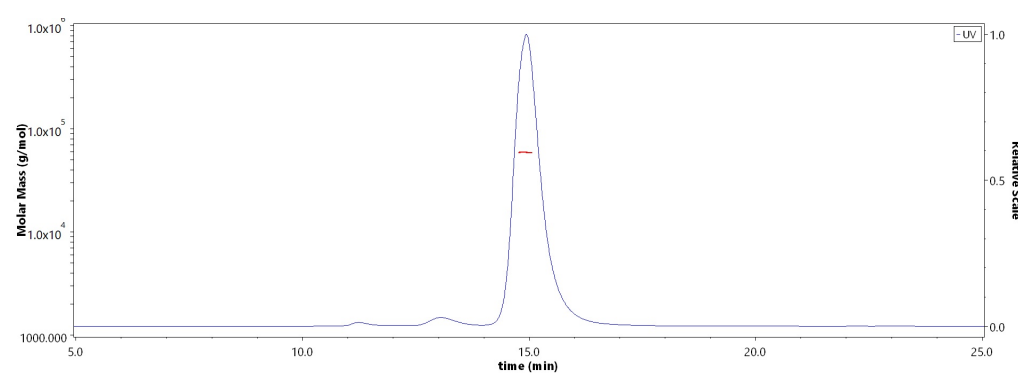
- -20°C to -70°C for 2 years in lyophilized state;
- -70°C for 3 months under sterile conditions after reconstitution.

SDS-PAGE



The gel was stained with Coomassie Blue. The purity of the protein is greater than 95% (With [Star Ribbon Pre-stained Protein Marker](#)).

SEC-MALS



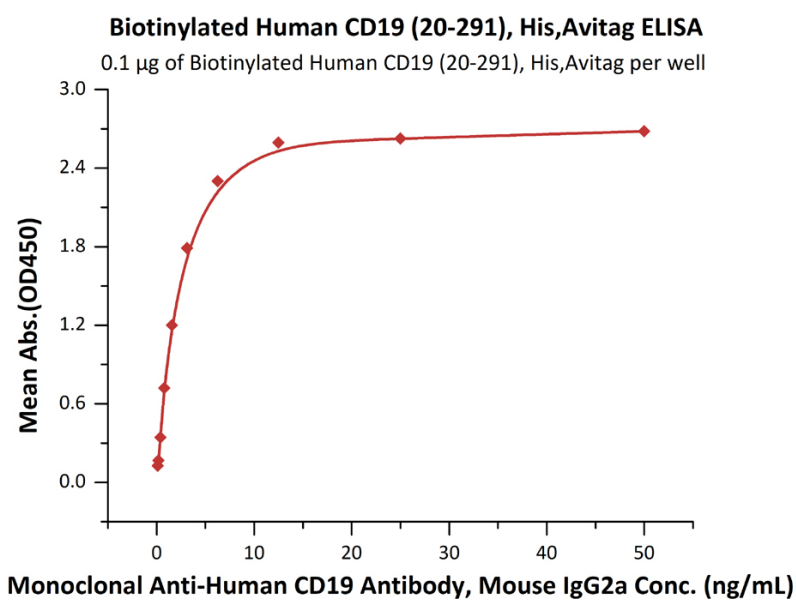
The purity of Recombinant Streptavidin (Cat. No. STN-N5116) is more than 95% and the molecular weight of this protein is around 54-67 kDa verified by SEC-MALS.

[Report](#)

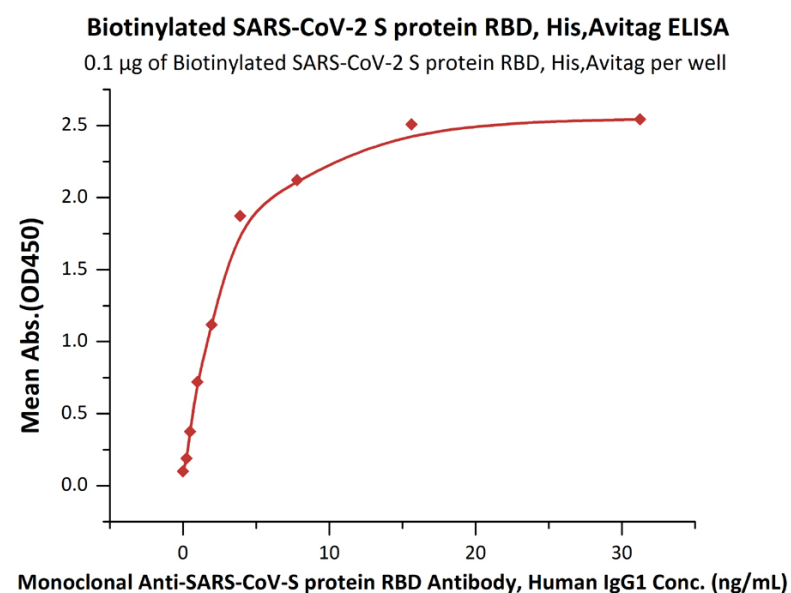
Bioactivity-ELISA

Discounts, Gifts,
and more!





Immobilized Biotinylated Human CD19 (20-291), His,Avitag (Cat. No. CD9-H82E9) at 1 µg/mL (100 µL/well) on Streptavidin (Cat. No. STN-N5116) precoated (0.5 µg/well) plate, can bind Monoclonal Anti-Human CD19 Antibody, Mouse IgG2a with a linear range of 0.1-6 ng/mL (QC tested).



Immobilized Biotinylated SARS-CoV-2 S protein RBD, His,Avitag (Cat. No. SPD-C82E9) at 1 µg/mL (100 µL/well) on Streptavidin (Cat. No. STN-N5116) precoated (0.5 µg/well) plate, can bind Monoclonal Anti-SARS-CoV-S protein RBD Antibody, Human IgG1 with a linear range of 0.1-4 ng/mL (Routinely tested).

Background

Streptavidin is a tetrameric protein purified from the bacterium *Streptomyces avidinii*, and exhibits high binding affinity for biotin. Able to bind one molecule of biotin with each subunit. Streptavidin (PI=6.0-7.5) has lower level of non-specific binding to various biological components at physiological pH than avidin (PI=7.4), resulting from its isoelectric point (PI). Streptavidin is useful in affinity chromatography, ELISA, immunohistochemistry and Western Blotting.

Discounts, Gifts,
and more!

