



### Synonym

LILRB4,ILT3,LIR5,CD85K,HM18

### Source

Human LILRB4, His Tag(LI4-H52H7) is expressed from human 293 cells (HEK293). It contains AA Gln 22 - Glu 259 (Accession # [AAH26309.1](#)).

Predicted N-terminus: Gln 22

### Molecular Characterization

LILRB4(Gln 22 - Glu 259)  
AAH26309.1 Poly-his

This protein carries a polyhistidine tag at the C-terminus.

The protein has a calculated MW of 28.2 kDa. The protein migrates as 32-43 kDa under reducing (R) condition (SDS-PAGE) due to glycosylation.

### Endotoxin

Less than 1.0 EU per µg by the LAL method / rFC method.

### Purity

>90% as determined by SDS-PAGE.

>90% as determined by SEC-MALS.

### Formulation

Lyophilized from 0.22 µm filtered solution in PBS, pH7.4 with trehalose as protectant.

Contact us for customized product form or formulation.

### Reconstitution

Please see Certificate of Analysis for specific instructions.

*For best performance, we strongly recommend you to follow the reconstitution protocol provided in the CoA.*

### Storage


For long term storage, the product should be stored at lyophilized state at -20°C or lower.

*Please avoid repeated freeze-thaw cycles.*

This product is stable after storage at:

- -20°C to -70°C for 12 months in lyophilized state;
- -70°C for 3 months under sterile conditions after reconstitution.

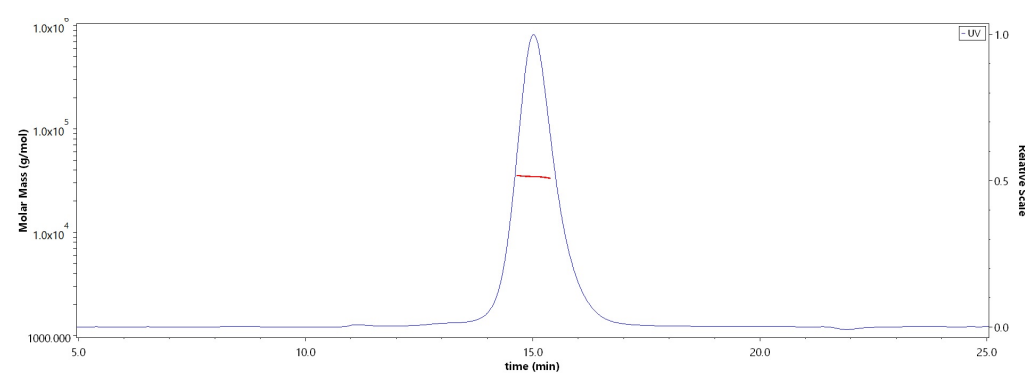
### SDS-PAGE



Human LILRB4, His Tag on SDS-PAGE under reducing (R) condition. The gel was stained with Coomassie Blue. The purity of the protein is greater than 90%.

### Bioactivity-ELISA

### SEC-MALS

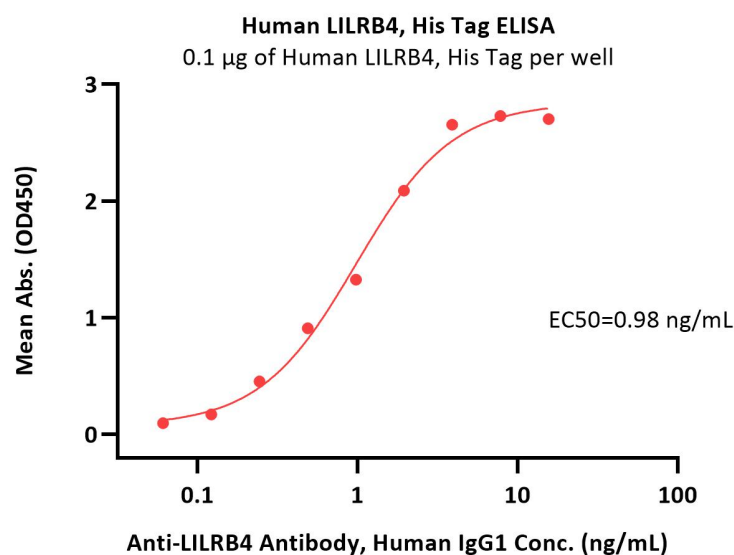


The purity of Human LILRB4, His Tag (Cat. No. LI4-H52H7) is more than 90% and the molecular weight of this protein is around 28-41 kDa verified by SEC-MALS.

[Report](#)

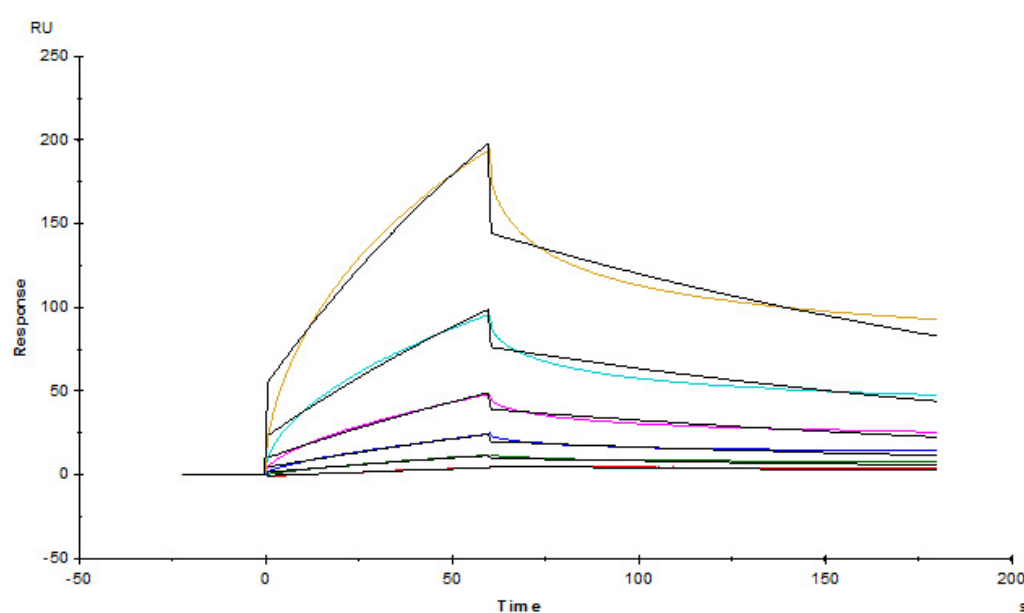
Discounts, Gifts,  
and more!





Immobilized Human LILRB4, His Tag (Cat. No. LI4-H52H7) at 1 µg/mL (100 µL/well) can bind Anti-LILRB4 Antibody, Human IgG1 with a linear range of 0.1-2 ng/mL (QC tested).

### Bioactivity-SPR



Human ANGPTL7, His Tag immobilized on CM5 Chip can bind Human LILRB4, His Tag (Cat. No. LI4-H52H7) with an affinity constant of 4.67 µM as determined in a SPR assay (Biacore T200) (Routinely tested).

### Background

Leukocyte immunoglobulin-like receptor subfamily B member 4 (LILRB4) is also known as CD85 antigen-like family member K (CD85K), Immunoglobulin-like transcript 3 (ILT-3), Leukocyte immunoglobulin-like receptor 5 (LIR-5), Monocyte inhibitory receptor HM18, which belongs to the leukocyte immunoglobulin-like receptor (LIR) family. LILRB4 / CD85K contains 2 Ig-like C2-type (immunoglobulin-like) domains. CD85K is detected in monocytes, macrophages, dendritic cells, lung, natural killer cells and B-cells. LILRB4 / CD85K is receptor for class I MHC antigens. CD85K recognizes a broad spectrum of HLA-A, HLA-B, HLA-C and HLA-G alleles, involved in the down-regulation of the immune response and the development of tolerance. LILRB4 interferes with TNFRSF5-signaling and NF-kappa-B up-regulation and inhibits receptor-mediated phosphorylation of cellular proteins and mobilization of intracellular calcium ions.

Discounts, Gifts,  
and more!

