



Synonym

IL6ST, gp130, CD130, IL-6RB, IL-6R-beta, CDw130

Source

Human gp130, His Tag(ILT-H52H2) is expressed from human 293 cells (HEK293). It contains AA Glu 23 - Glu 619 (Accession # [P40189-1](#)).

Predicted N-terminus: Glu 23

Molecular Characterization

gp130(Glu 23 - Glu 619)
P40189-1

Poly-his

This protein carries a polyhistidine tag at the C-terminus.

The protein has a calculated MW of 69.6 kDa. The protein migrates as 80-100 kDa under reducing (R) condition (SDS-PAGE) due to glycosylation.

Endotoxin

Less than 1.0 EU per µg by the LAL method / rFC method.

Purity

>95% as determined by SDS-PAGE.

>90% as determined by SEC-MALS.

Formulation

Lyophilized from 0.22 µm filtered solution in PBS, pH7.4 with trehalose as protectant.

Contact us for customized product form or formulation.

Reconstitution

Please see Certificate of Analysis for specific instructions.

For best performance, we strongly recommend you to follow the reconstitution protocol provided in the CoA.

Storage


For long term storage, the product should be stored at lyophilized state at -20°C or lower.

Please avoid repeated freeze-thaw cycles.

This product is stable after storage at:

- -20°C to -70°C for 12 months in lyophilized state;
- -70°C for 3 months under sterile conditions after reconstitution.

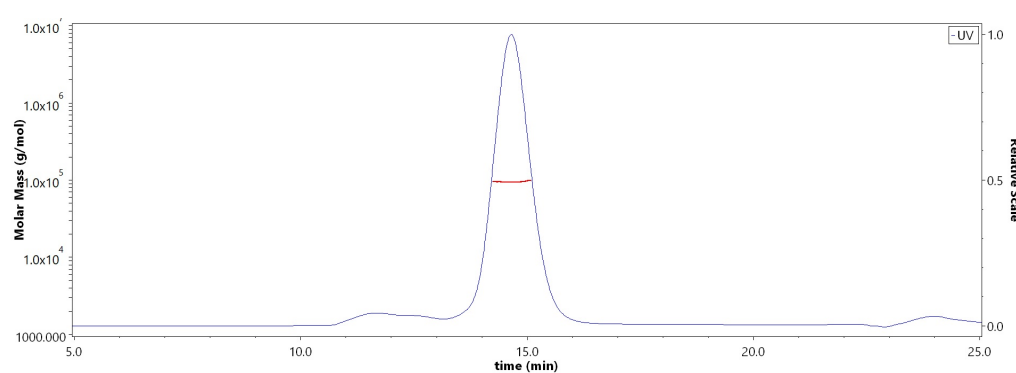
SDS-PAGE



Human gp130, His Tag on SDS-PAGE under reducing (R) condition. The gel was stained with Coomassie Blue. The purity of the protein is greater than 95%.

Bioactivity-ELISA

SEC-MALS

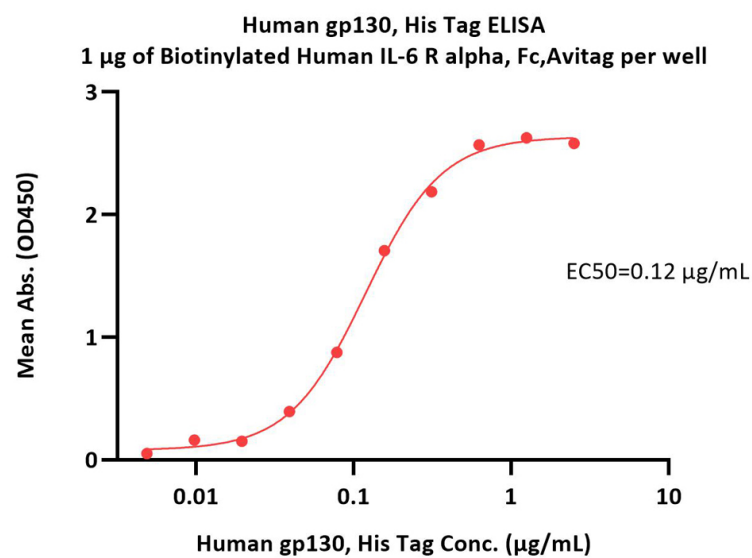


The purity of Human gp130, His Tag (Cat. No. ILT-H52H2) is more than 90% and the molecular weight of this protein is around 85-105 kDa verified by SEC-MALS.

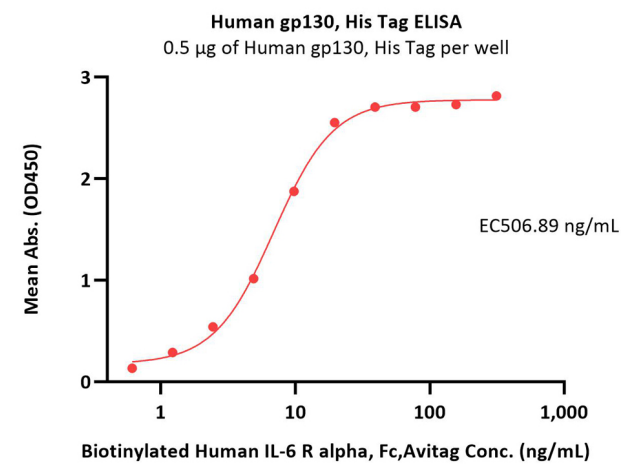
[Report](#)

Discounts, Gifts,
and more!





Immobilized Biotinylated Human IL-6 R alpha, Fc,Avitag (Cat. No. ILR-H82F9) at 10 µg/mL (100 µL/well) on Human IL-6, premium grade (Cat. No. IL6-H4218) precoated (0.5 µg/well) plate can bind Human gp130, His Tag (Cat. No. ILT-H52H2) with a linear range of 0.005-0.313 µg/mL (QC tested).



Immobilized Human gp130, His Tag (Cat. No. ILT-H52H2) at 5 µg/mL (100 µL/well) can bind Human IL-6, premium grade (Cat. No. IL6-H4218) in the presence of Biotinylated Human IL-6 R alpha, Fc,Avitag (Cat. No. ILR-H82F9) with a linear range of 0.6-20 ng/mL (Routinely tested).

Background

Interleukin-6 receptor subunit beta (IL6ST) is also known as IL-6 receptor subunit beta, IL-6R subunit beta, IL-6R-beta, IL-6RB, Interleukin-6 signal transducer, Membrane glycoprotein 130 (gp130), CD130, Oncostatin-M receptor subunit alpha and Il6st, which is single-pass type I membrane protein. IL6ST /gp130 /CD130 can be found in tissues such as brain, heart, thymus, spleen, kidney, lung and liver and found in all the cell lines tested except BaF-B03. The expression of IL-6ST /gp130 is not restricted to IL6-responsive cells. The receptor systems for IL6, LIF, OSM, CNTF, IL11, CTF1 and BSF3 can utilize gp130 for initiating signal transmission. IL6ST /CD130 can bind to IL6 /IL6R (alpha chain) complex, resulting in the formation of high-affinity IL6 binding sites, and transduce the signal. IL6ST /GP130 does not bind IL6 and may have a role in embryonic development.

Discounts, Gifts,
and more!

