

**Synonym**

IL21R,CD360,NILR

**Source**

Mouse IL-21 R Protein, Fc Tag(ILR-M5256) is expressed from human 293 cells (HEK293). It contains AA Cys 20 - Pro 236 (Accession # [Q9JHX3](#) ).

Predicted N-terminus: Cys 20

**Molecular Characterization**

IL-21 R(Cys 20 - Pro 236) Q9JHX3	Fc(Pro 100 - Lys 330) P01857
-------------------------------------	---------------------------------

This protein carries a human IgG1 Fc tag at the C-terminus.

The protein has a calculated MW of 51.3 kDa. The protein migrates as 65-80 kDa when calibrated against [Star Ribbon Pre-stained Protein Marker](#) under reducing (R) condition (SDS-PAGE) due to glycosylation.

**Endotoxin**

Less than 1.0 EU per µg by the LAL method.

**Purity**

>90% as determined by SDS-PAGE.

**Formulation**

Lyophilized from 0.22 µm filtered solution in PBS, pH7.4 with trehalose as protectant.

Contact us for customized product form or formulation.

**Reconstitution**

Please see Certificate of Analysis for specific instructions.

*For best performance, we strongly recommend you to follow the reconstitution protocol provided in the CoA.*

**Storage**

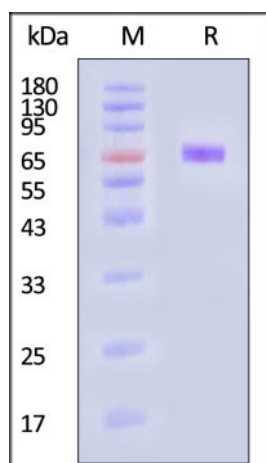
For long term storage, the product should be stored at lyophilized state at -20°C or lower.

*Please avoid repeated freeze-thaw cycles.*

This product is stable after storage at:

- -20°C to -70°C for 12 months in lyophilized state;
- -70°C for 3 months under sterile conditions after reconstitution.

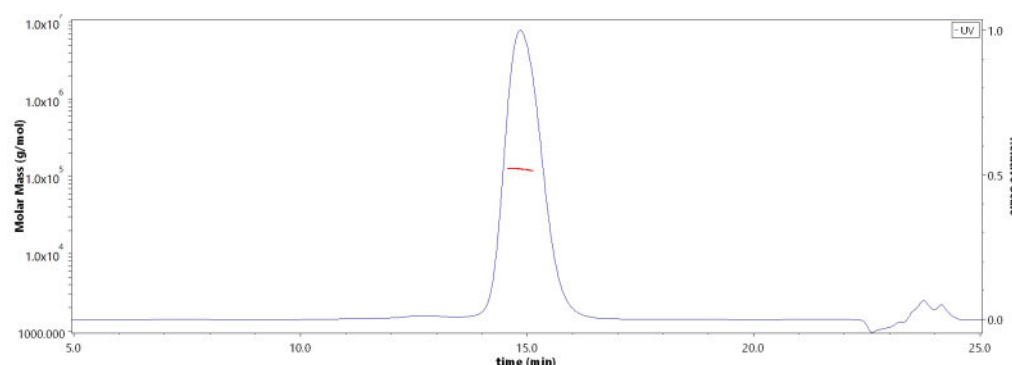
**SDS-PAGE**



Mouse IL-21 R Protein, Fc Tag on SDS-PAGE under reducing (R) condition. The gel was stained with Coomassie Blue. The purity of the protein is greater than 90% (With [Star Ribbon Pre-stained Protein Marker](#)).

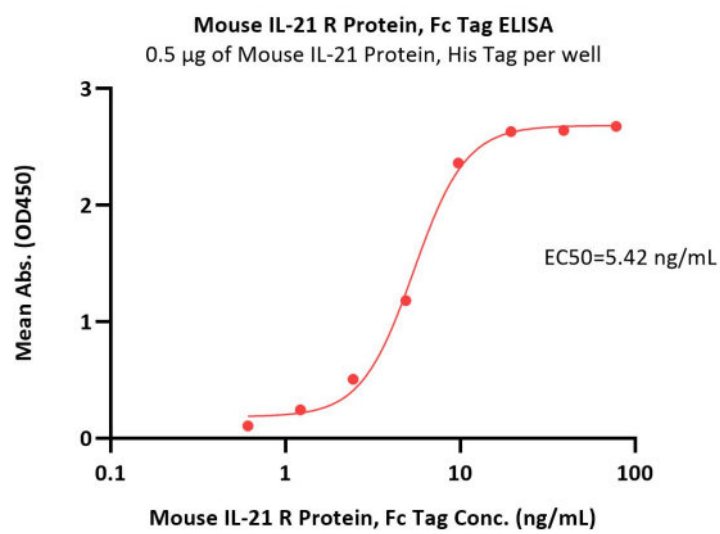
**Bioactivity-ELISA**

**SEC-MALS**



The purity of Mouse IL-21 R Protein, Fc Tag (Cat. No. ILR-M5256) is more than 85% and the molecular weight of this protein is around 115-135 kDa verified by SEC-MALS.

[Report](#)



Immobilized Mouse IL-21 Protein, His Tag (Cat. No. IL1-M52H3) at 5 µg/mL (100 µL/well) can bind Mouse IL-21 R Protein, Fc Tag (Cat. No. ILR-M5256) with a linear range of 0.6-10 ng/mL (QC tested).

## Background

Interleukin-21 receptor (IL21R) is also known as CD antigen CD360, Novel interleukin receptor (NILR), is a receptor for interleukin-21 and belongs to the type I cytokine receptor family or type 4 subfamily. IL21R contains two fibronectin type-III domains. IL21R is selectively expressed in lymphoid tissues and most highly expressed in thymus and spleen. IL21R transduces the growth promoting signal of IL21, and is important for the proliferation and differentiation of T cells, B cells, and natural killer (NK) cells.

## Clinical and Translational Updates

Please contact us via [TechSupport@acrobiosystems.com](mailto:TechSupport@acrobiosystems.com) if you have any question on this product.