



Synonym

IL-23 R, IL-23 Receptor

Source

Human IL-23 R, His Tag (ILR-H52H4) is expressed from human 293 cells (HEK293). It contains AA Gly 24 - Gly 355 (Accession # [Q5VWK5-1](#)).

Predicted N-terminus: Gly 24

Molecular Characterization

IL-23R(Gly 24 - Gly 355)
Q5VWK5-1 Poly-his

This protein carries a polyhistidine tag at the C-terminus.

The protein has a calculated MW of 39.9 kDa. The protein migrates as 55-70 kDa under reducing (R) condition (SDS-PAGE) due to glycosylation.

Endotoxin

Less than 1.0 EU per µg by the LAL method / rFC method.

Purity

>90% as determined by SDS-PAGE.

Formulation

Lyophilized from 0.22 µm filtered solution in PBS, pH7.4 with trehalose as protectant.

Contact us for customized product form or formulation.

Reconstitution

Please see Certificate of Analysis for specific instructions.

For best performance, we strongly recommend you to follow the reconstitution protocol provided in the CoA.

Storage

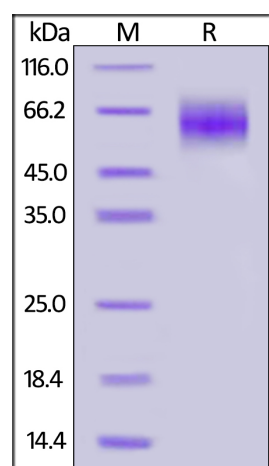
For long term storage, the product should be stored at lyophilized state at -20°C or lower.

Please avoid repeated freeze-thaw cycles.

This product is stable after storage at:

- -20°C to -70°C for 12 months in lyophilized state;
- -70°C for 3 months under sterile conditions after reconstitution.

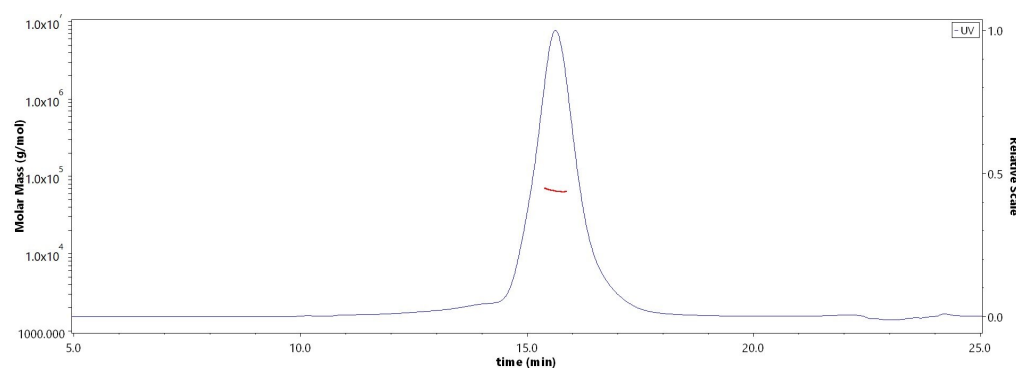
SDS-PAGE



Human IL-23 R, His Tag on SDS-PAGE under reducing (R) condition. The gel was stained with Coomassie Blue. The purity of the protein is greater than 90%.

Bioactivity-SPR

SEC-MALS



The purity of Human IL-23 R, His Tag (Cat. No. ILR-H52H4) is more than 85% and the molecular weight of this protein is around 55-70 kDa verified by SEC-MALS.

[Report](#)

Discounts, Gifts,
and more!

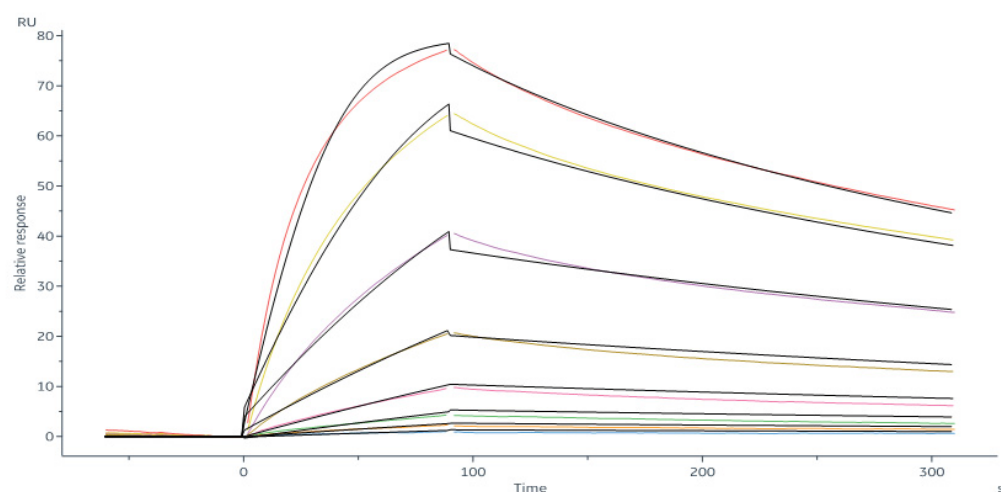


Human IL-23 R Protein, His Tag (MALS & SPR verified)

Catalog # ILR-H52H4

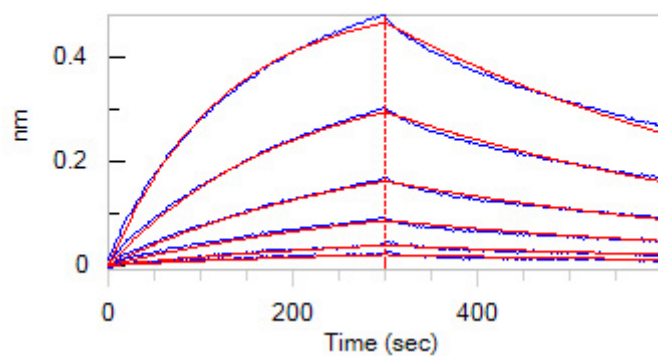


BIOSYSTEMS
Acro
Surprise Inside!



Biotinylated Human IL-23A&IL-12B Heterodimer Protein, His,Avitag&Tag Free (Cat. No. ILB-H82W6) captured on Biotin CAP - Series S sensor Chip can bind Human IL-23 R, His Tag (SPR verified) (Cat. No. ILR-H52H4) with an affinity constant of 3.39 nM as determined in a SPR assay (Biacore 8K) (QC tested).

Bioactivity-BLI



Loaded Biotinylated Human IL-23A&IL-12B Heterodimer Protein, His,Avitag&Tag Free (Cat. No. ILB-H82W6) on SA Biosensor, can bind Human IL-23 R, His Tag (SPR verified) (Cat. No. ILR-H52H4) with an affinity constant of 33.2 nM as determined in BLI assay (ForteBio Octet Red96e) (Routinely tested).

Background

Interleukin 23 receptor (IL-23R) is a type I cytokine receptor, and IL-23R pairs with the receptor molecule IL12RB1/IL12Rbeta1, and both are required for IL23A signaling. Also, IL-23R associates constitutively with Janus kinase 2 (JAK2), and binds to transcription activator STAT3 in a ligand-dependent manner. Furthermore, IL-23R mediates T-cells, NK cells and possibly certain macrophage/myeloid cells stimulation probably through activation of the Jak-Stat signaling cascade. As for IL-23, it may be responsible for autoimmune inflammatory diseases and be important for tumorigenesis.

Discounts, Gifts,
and more!



➤ www.acrobiosystems.com

4/21/2025