



Synonym

IL-17 RA & IL-17 RC,IL-17RA & IL-17RC,CD217 & IL-17 RC

Source

Human IL17RA&IL17RC Protein, Fc Tag&Fc Tag(ILC-H5257) is expressed from human 293 cells (HEK293). It contains AA Leu 33 - Trp 320 (IL-17RA) & Leu 21 - His 465 (IL-17RC) (Accession # [Q96F46-1](#) (IL-17RA) & [NP_703190.1](#) (IL-17RC)).

Predicted N-terminus: Leu 33 (IL-17RA) & Leu 21 (IL-17RC)

Molecular Characterization

IL-17RA (Leu 33 - Trp 320) Q96F46-1	Fc(Pro 100 - Lys 330) P01857
IL-17RC (Leu 21 - His 465) NP_703190.1	Fc(Pro 100 - Lys 330) P01857

Human IL17RA & IL17RC Protein, Fc Tag&Fc Tag is produced by co-expression of IL-17RA and IL-17RC, has a calculated MW of 60.0 kDa (IL-17RA) & 75.7 kDa (IL-17RC). Subunit IL-17RA is fused with a human IgG1 Fc tag at the C-terminus and subunit IL-17RC is fused with a human IgG1 Fc tag at the C-terminus. The protein migrates as 80-90 kDa and 100-110 kDa when calibrated against [Star Ribbon Pre-stained Protein Marker](#) under reducing (R) condition (SDS-PAGE) due to Glycosylation.

Endotoxin

Less than 1.0 EU per µg by the LAL method.

Purity

>95% as determined by SDS-PAGE.

>90% as determined by SEC-MALS.

Formulation

Lyophilized from 0.22 µm filtered solution in PBS, pH7.4 with trehalose as protectant.

Contact us for customized product form or formulation.

Reconstitution

Please see Certificate of Analysis for specific instructions.

For best performance, we strongly recommend you to follow the reconstitution protocol provided in the CoA.

Storage

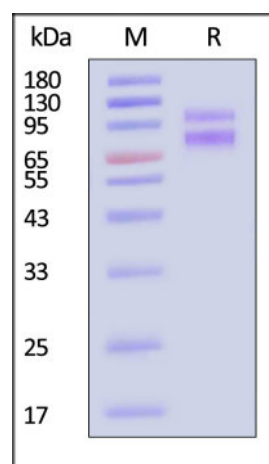
For long term storage, the product should be stored at lyophilized state at -20°C or lower.

Please avoid repeated freeze-thaw cycles.

This product is stable after storage at:

- -20 to -70°C for 12 months in lyophilized state from date of receipt;
- -70°C for 3 months under sterile conditions after reconstitution.

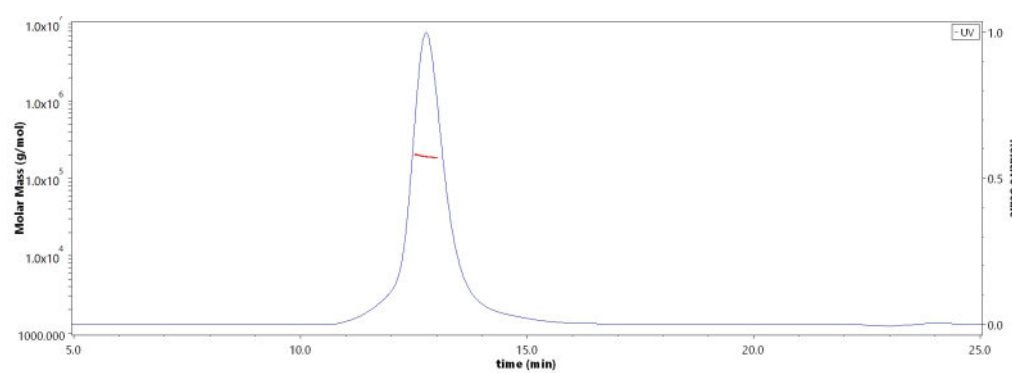
SDS-PAGE



Human IL17RA&IL17RC Protein, Fc Tag&Fc Tag on SDS-PAGE under reducing (R) condition. The gel was stained with Coomassie Blue. The purity of the protein is greater than 95% (With [Star Ribbon Pre-stained Protein Marker](#)).

Bioactivity-ELISA

SEC-MALS



The purity of Human IL17RA&IL17RC Protein, Fc Tag&Fc Tag (Cat. No. ILC-H5257) is more than 90% and the molecular weight of this protein is around 180-210 kDa verified by SEC-MALS.

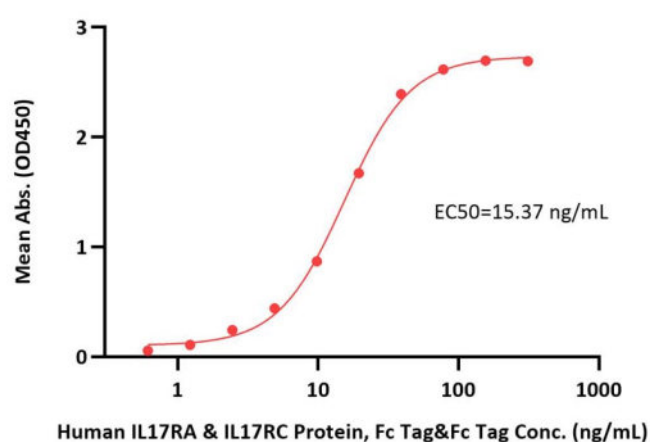
[Report](#)

Discounts, Gifts,
and more!

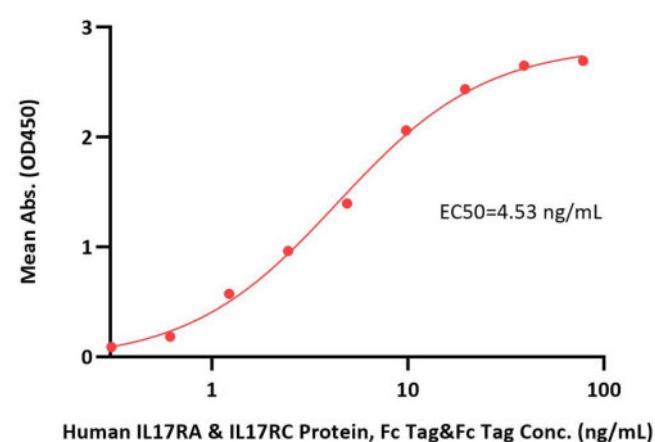




Human IL17RA & IL17RC Protein, Fc Tag&Fc Tag ELISA
0.2 µg of Human IL-17A&IL-17F Heterodimer Protein, His Tag&Strep II Tag per well



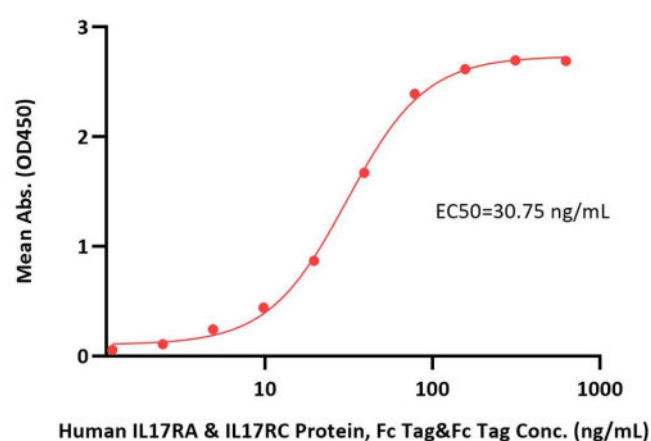
Human IL17RA & IL17RC Protein, Fc Tag&Fc Tag ELISA
0.2 µg of Human IL17A, Tag Free per well



Immobilized Human IL-17A&IL-17F Heterodimer Protein, His Tag&Strep II Tag at 2 µg/mL (100 µL/well) can bind Human IL17RA & IL17RC Protein, Fc Tag&Fc Tag (Cat. No. ILC-H5257) with a linear range of 1-20 ng/mL (QC tested).

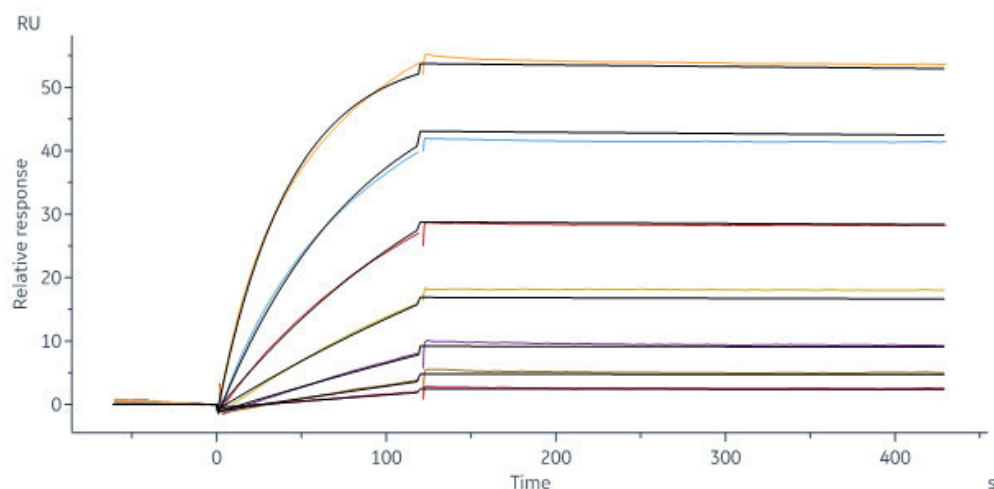
Immobilized Human IL17A, Tag Free at 2 µg/mL (100 µL/well) can bind Human IL17RA & IL17RC Protein, Fc Tag&Fc Tag (Cat. No. ILC-H5257) with a linear range of 0.6-10 ng/mL (Routinely tested).

Human IL17RA & IL17RC Protein, Fc Tag&Fc Tag ELISA
0.2 µg of Human IL-17F (H161R), His Tag per well



Immobilized Human IL-17F (H161R), His Tag (Cat. No. ILF-H4240) at 2 µg/mL (100 µL/well) can bind Human IL17RA & IL17RC Protein, Fc Tag&Fc Tag (Cat. No. ILC-H5257) with a linear range of 1-39 ng/mL (Routinely tested).

Bioactivity-SPR



Human IL17RA & IL17RC Protein, Fc Tag&Fc Tag (Cat. No. ILC-H5257) captured on CM5 chip via anti-human IgG Fc antibody can bind Human IL-17A&IL-17F Heterodimer Protein, Twin Strep&His Tag (Cat. No. ILF-

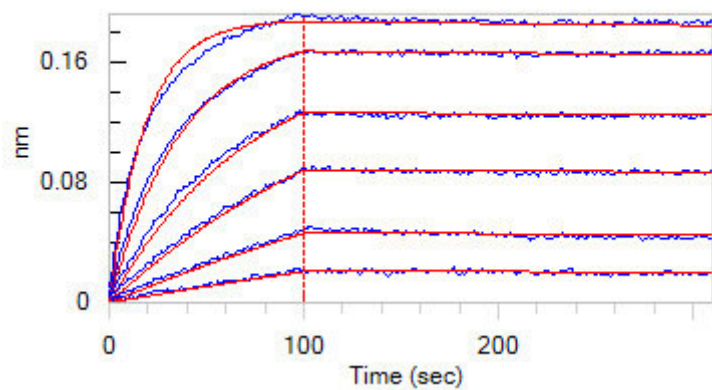
Discounts, Gifts, and more!





H52W6) with an affinity constant of 50.8 pM as determined in a SPR assay (Biacore 8K) (Routinely tested).

Bioactivity-BLI



Loaded Human IL17RA & IL17RC Protein, Fc Tag&Fc Tag (Cat. No. ILC-H5257) on Protein A Biosensor, can bind Human IL17A, Tag Free with an affinity constant of 0.13 nM as determined in BLI assay (ForteBio Octet Red96e) (Routinely tested).

Background

Also binds heterodimers formed by IL17A and IL17F as part of a heterodimeric complex with IL17RC. Cytokine binding triggers homotypic interaction of IL17RA and IL17RC chains with TRAF3IP2 adapter, leading to TRAF6-mediated activation of NF-kappa-B and MAPkinase pathways, ultimately resulting in transcriptional activation of cytokines, chemokines, antimicrobial peptides and matrix metalloproteinases, with potential strong immune inflammation.

Clinical and Translational Updates

Discounts, Gifts,
and more!

