



## Source

Anti-Human IL-15 (9B5G1) mAb, Mouse IgG1 is a Mouse monoclonal antibody recombinantly expressed from HEK293 cells.

## Clone

9B5G1

## Species

Mouse

## Isotype

Mouse IgG1 | Mouse Kappa

## Conjugate

Unconjugated

## Antibody Type

Recombinant Monoclonal

## Reactivity

Human

## Immunogen

Recombinant Human IL-15 is expressed from human HEK293 cells.

## Specificity

This product is a specific antibody specifically reacts with IL-15, Human. No cross-reactivity is detected with other human cytokines, including IL-2, IL-4, IL-6, IL-10, IL-21, GM-CSF, TNF-alpha and IFN $\gamma$ .

## Application

Application	Recommended Usage
ELISA	1-250 ng/mL

## Purity

>95% as determined by SDS-PAGE.

## Purification

Protein A purified/ Protein G purified

## Formulation

Lyophilized from 0.22  $\mu$ m filtered solution in PBS, pH7.4 with trehalose as protectant.

Contact us for customized product form or formulation.

## Reconstitution

Please see Certificate of Analysis for specific instructions.

*For best performance, we strongly recommend you to follow the reconstitution protocol provided in the CoA.*

## Storage

For long term storage, the product should be stored at lyophilized state at -20°C or lower.

*Please avoid repeated freeze-thaw cycles.*


This product is stable after storage at:

- -20°C to -70°C for 12 months in lyophilized state;
- -70°C for 3 months under sterile conditions after reconstitution.

## SDS-PAGE

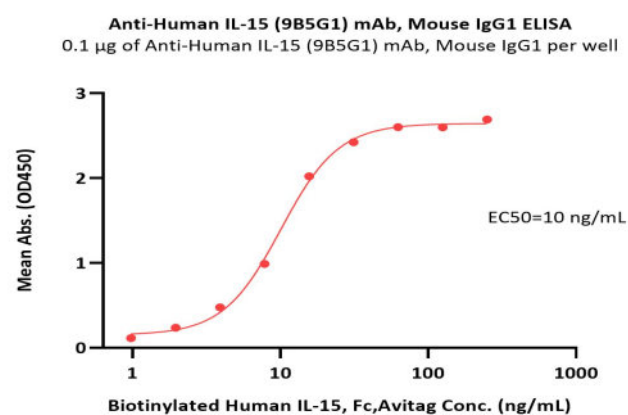
Discounts, Gifts,  
and more!





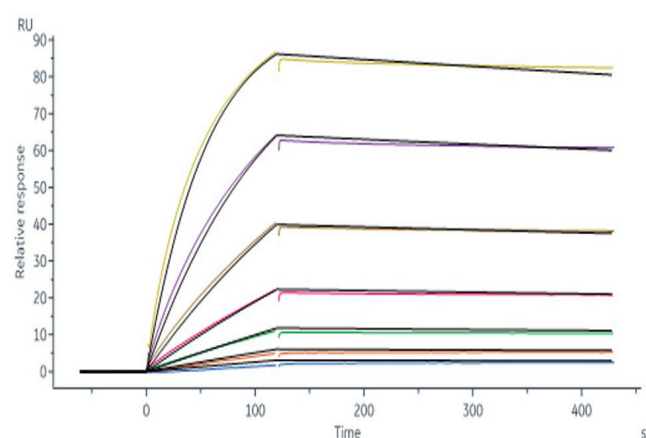
Anti-Human IL-15 (9B5G1) mAb, Mouse IgG1 on SDS-PAGE under reducing (R) condition. The gel was stained with Coomassie Blue. The purity of the protein is greater than 95%.

## Bioactivity-ELISA



Immobilized Anti-Human IL-15 (9B5G1) MAb, Mouse IgG1 (Cat. No. IL5-M543) at 1 µg/mL (100 µL/well) can bind Biotinylated Human IL-15, Fc,Avitag (Cat. No. IL5-H82F3) with a linear range of 1-16 ng/mL (QC tested).

## Bioactivity-SPR



Anti-Human IL-15 (9B5G1) MAb, Mouse IgG1 (Cat. No. IL5-M543) captured on CM5 chip via anti-mouse antibodies surface can bind Human IL-15, His Tag (Cat. No. IL5-H52H8) with an affinity constant of 2.76 nM as determined in a SPR assay (Biacore 8K) (Routinely tested).

## Background

Discounts, Gifts,  
and more!



## Anti-Human IL-15 (9B5G1) mAb, Mouse IgG1

Catalog # IL5-M543



BIOSYSTEMS  
**Acro**

Interleukin 15 is also known as IL15, IL-15, and is a cytokine with structural similarity to IL-2. Like IL-2, IL-15 binds to and signals through the IL-2/IL-15 beta chain (CD122) and the common gamma chain (gamma-C, CD132). IL-15 is secreted by mononuclear phagocytes (and some other cells) following infection by virus(es). This cytokine induces cell proliferation of natural killer cells; cells of the innate immune system whose principal role is to kill virally infected cells. Interleukin 15 (IL-15) regulates T and natural killer (NK) cell activation and proliferation. Survival signals that maintain memory T cells in the absence of antigen are provided by IL-15. This cytokine is also implicated in NK cell development. In rodent lymphocytes, IL-15 prevents apoptosis by inducing an apoptosis inhibitor, BCL2L1/BCL-x(L). IL-15 has been shown to enhance the anti-tumor immunity of CD8+ T cells in pre-clinical models. A phase I clinical trial to evaluate the safety, dosing, and anti-tumor efficacy of IL-15 in patients with metastatic melanoma and renal cell carcinoma (kidney cancer) has begun to enroll patients at the National Institutes of Health.

### Clinical and Translational Updates

Discounts, Gifts,  
and more!



➤ [www.acrobiosystems.com](http://www.acrobiosystems.com)

9/18/2024