



Source

Biotinylated Human HLA-A*03:01&B2M&Survivin Mut (RISTFKNWPK) Complex Protein(HLT-H82E3) is expressed from human 293 cells (HEK293). It contains AA Gly 25 - Thr 305 (HLA-A*03:01) & Ile 21 - Met 119 (B2M) & RISTFKNWPK peptide (Accession # [P04439-1](#) (HLA-A*03:01) & [P61769-1](#) (B2M) & RISTFKNWPK).

Predicted N-terminus: Ile 21 & Arg

Molecular Characterization

Biotinylated Human HLA-A*03:01&B2M&Survivin Mut (RISTFKNWPK) Complex Protein is produced by co-expression of HLA and B2M loaded with Survivin Mut peptide.

This protein carries a polyhistidine tag at the C-terminus, followed by an Avi tag (Avitag™).

The protein has a calculated MW of 36.1 kDa and 11.7 kDa. The protein migrates as 40-43 kDa and 10 kDa when calibrated against [Star Ribbon Pre-stained Protein Marker](#) under reducing (R) condition (SDS-PAGE) due to glycosylation.

Labeling

Biotinylation of this product is performed using Avitag™ technology. Briefly, the single lysine residue in the Avitag is enzymatically labeled with biotin.

Protein Ratio

Passed as determined by the HABA assay / binding ELISA.

Endotoxin

Less than 1.0 EU per µg by the LAL method.

Purity

>90% as determined by SDS-PAGE.

>90% as determined by SEC-MALS.

Formulation

Lyophilized from 0.22 µm filtered solution in PBS, pH7.4 with trehalose as protectant.

Contact us for customized product form or formulation.

Reconstitution

Please see Certificate of Analysis for specific instructions.

For best performance, we strongly recommend you to follow the reconstitution protocol provided in the CoA.

Storage

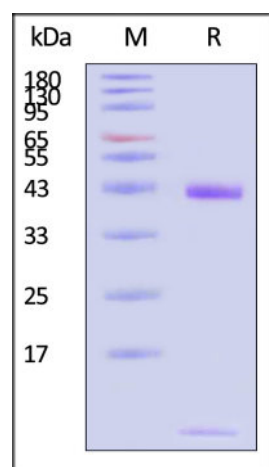
For long term storage, the product should be stored at lyophilized state at -20°C or lower.

Please avoid repeated freeze-thaw cycles.

This product is stable after storage at:

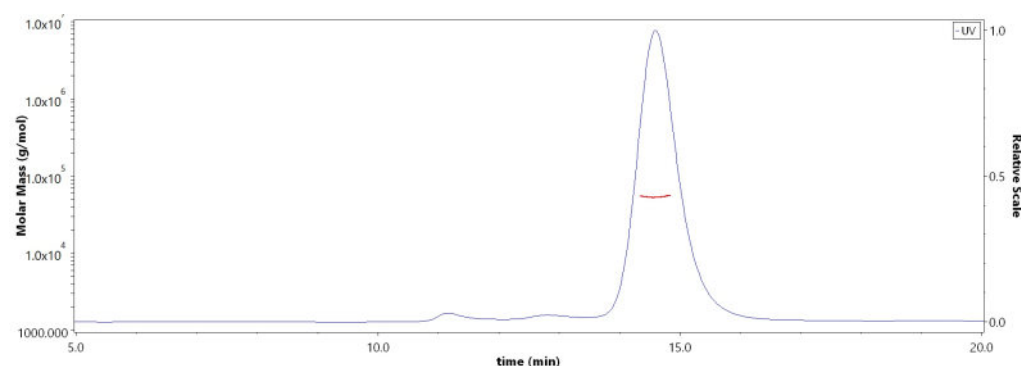
- -20°C to -70°C for 12 months in lyophilized state;
- -70°C for 3 months under sterile conditions after reconstitution.

SDS-PAGE



Biotinylated Human HLA-A*03:01&B2M&Survivin Mut (RISTFKNWPK) Complex Protein on SDS-PAGE under reducing (R) condition. The gel was stained with Coomassie Blue. The purity of the protein is greater than 90% (With [Star Ribbon Pre-stained Protein Marker](#)).

SEC-MALS



The purity of Biotinylated Human HLA-A*03:01&B2M&Survivin Mut (RISTFKNWPK) Complex Protein (Cat. No. HLT-H82E3) is more than 90% and the molecular weight of this protein is around 45-65 kDa verified by SEC-MALS.

[Report](#)

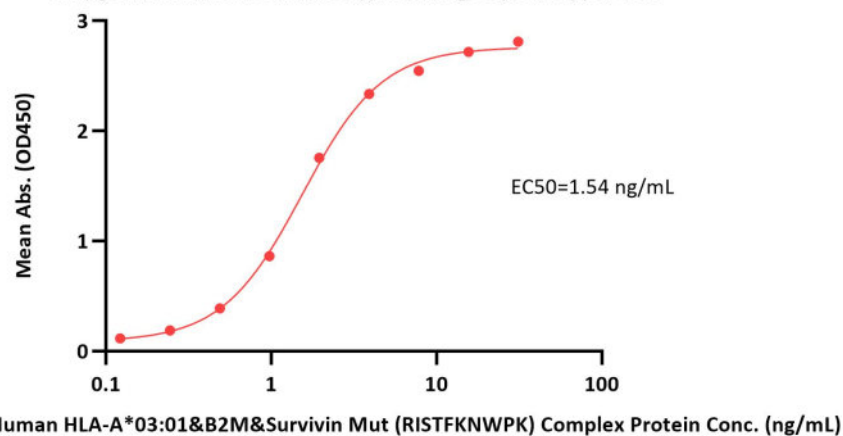
Discounts, Gifts,
and more!



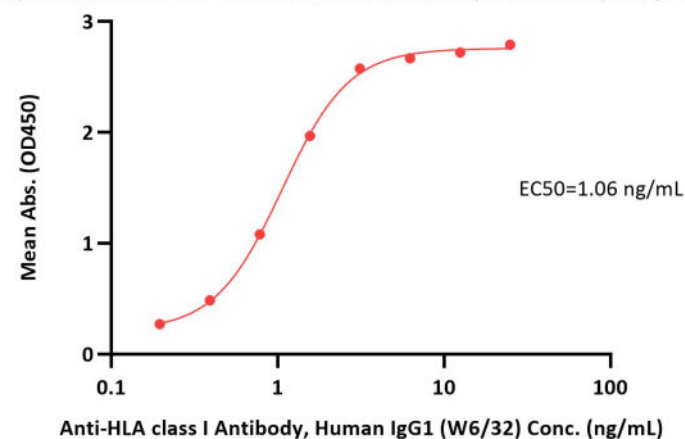


Bioactivity-ELISA

Biotinylated Human HLA-A*03:01&B2M&Survivin Mut (RISTFKNWPK) Complex Protein ELISA
0.1 µg of Anti-HLA class I Antibody, Human IgG1 (W6/32) per well



Biotinylated Human HLA-A*03:01&B2M&Survivin Mut (RISTFKNWPK) Complex Protein ELISA
0.1 µg of Biotinylated Human HLA-A*03:01&B2M&Survivin Mut (RISTFKNWPK) Complex Protein per well



Immobilized Anti-HLA class I Antibody, Human IgG1 (W6/32) at 1 µg/mL (100 µL/well) can bind Biotinylated Human HLA-A*03:01&B2M&Survivin Mut (RISTFKNWPK) Complex Protein (Cat. No. HLT-H82E3) with a linear range of 0.1-4 ng/mL (QC tested).

Immobilized Biotinylated Human HLA-A*03:01&B2M&Survivin Mut (RISTFKNWPK) Complex Protein (Cat. No. HLT-H82E3) at 1 µg/mL (100 µL/well) on streptavidin (Cat. No. STN-N5116) precoated (0.5 µg/well) plate can bind Anti-HLA class I Antibody, Human IgG1 (W6/32) with a linear range of 0.2-3 ng/mL (Routinely tested).

Clinical and Translational Updates

Discounts, Gifts,
and more!

