



### Synonym

HLA-A\*0201 & B2M & Vaccinia virus (VLYNGVNYL)

### Source

Biotinylated Human HLA-A\*02:01&B2M&Vaccinia virus (VLYNGVNYL) Complex Protein(HLR-H82E5) is expressed from human 293 cells (HEK293). It contains AA Gly 25 - Ile 308 (HLA-A\*02:01) & Ile 21 - Met 119 (B2M) & VLYNGVNYL peptide (Accession # [AAA59606.1](#) (HLA-A\*02:01) & [P61769-1](#) (B2M) & VLYNGVNYL).

Predicted N-terminus: Gly 25 & Ile 21

### Molecular Characterization

Biotinylated Human HLA-A\*02:01&B2M&Vaccinia virus (VLYNGVNYL) Complex Protein is produced by co-expression of HLA and B2M loaded with Vaccinia virus peptide.

This protein carries a polyhistidine tag at the C-terminus, followed by an Avi tag (Avitag™).

The protein has a calculated MW of 36.3 kDa and 11.7 kDa. The protein migrates as 40-43 kDa and 10 kDa when calibrated against [Star Ribbon Pre-stained Protein Marker](#) under reducing (R) condition (SDS-PAGE) due to glycosylation.

### Labeling

*Biotinylation of this product is performed using Avitag™ technology. Briefly, the single lysine residue in the Avitag is enzymatically labeled with biotin.*

### Protein Ratio

Passed as determined by the HABA assay / binding ELISA.

### Endotoxin

Less than 1.0 EU per µg by the LAL method.

### Purity

>90% as determined by SDS-PAGE.

>90% as determined by SEC-MALS.

### Formulation

Lyophilized from 0.22 µm filtered solution in PBS, pH7.4 with trehalose as protectant.

Contact us for customized product form or formulation.

### Reconstitution

Please see Certificate of Analysis for specific instructions.

*For best performance, we strongly recommend you to follow the reconstitution protocol provided in the CoA.*

### Storage

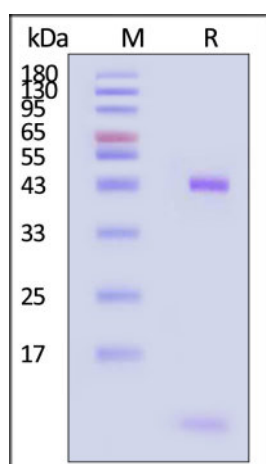
For long term storage, the product should be stored at lyophilized state at -20°C or lower.

*Please avoid repeated freeze-thaw cycles.*

This product is stable after storage at:

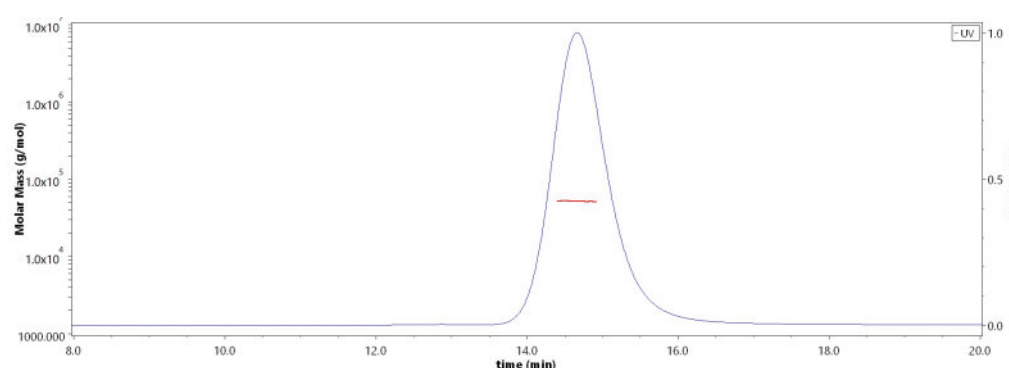
- -20°C to -70°C for 12 months in lyophilized state;
- -70°C for 3 months under sterile conditions after reconstitution.

### SDS-PAGE



Biotinylated Human HLA-A\*02:01&B2M&Vaccinia virus (VLYNGVNYL) Complex Protein on SDS-PAGE under reducing (R) condition. The gel was

### SEC-MALS



The purity of Biotinylated Human HLA-A\*02:01&B2M&Vaccinia virus (VLYNGVNYL) Complex Protein (Cat. No. HLR-H82E5) is more than 90%

Discounts, Gifts,  
and more!





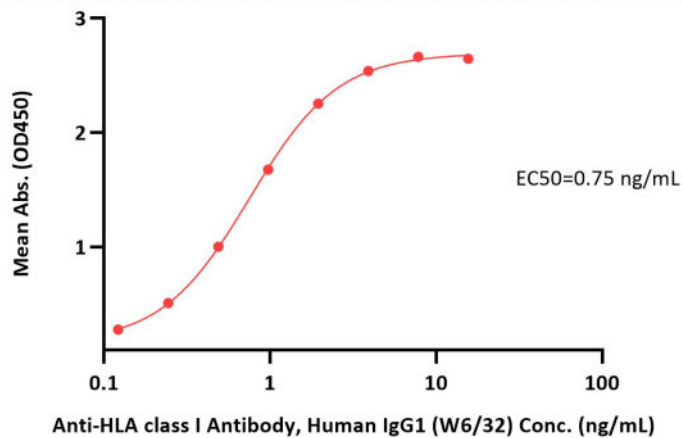
stained with Coomassie Blue. The purity of the protein is greater than 90% (With [Star Ribbon Pre-stained Protein Marker](#)).

and the molecular weight of this protein is around 45-60 kDa verified by SEC-MALS.

[Report](#)

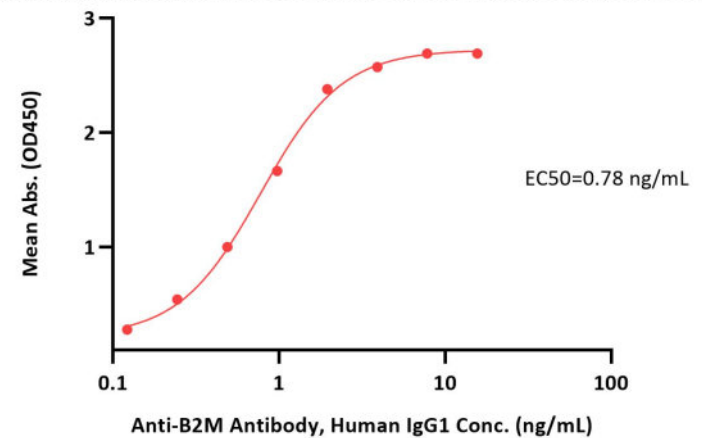
## Bioactivity-ELISA

**Biotinylated Human HLA-A0201 & B2M & Vaccinia virus (VLYNGVNYL) Complex Protein ELISA**  
0.1 µg of Biotinylated Human HLA-A0201 & B2M & Vaccinia virus (VLYNGVNYL) Complex Protein per well



Immobilized Biotinylated Human HLA-A0201 & B2M & Vaccinia virus (VLYNGVNYL) Complex Protein (Cat. No. HLR-H82E5) at 1 µg/mL (100 µL/well) on streptavidin (Cat. No. STN-N5116) precoated (0.5 µg/well) plate can bind Anti-HLA class I Antibody, Human IgG1 (W6/32) with a linear range of 0.1-1 ng/mL (QC tested).

**Biotinylated Human HLA-A0201 & B2M & Vaccinia virus (VLYNGVNYL) Complex Protein ELISA**  
0.1 µg of Biotinylated Human HLA-A0201 & B2M & Vaccinia virus (VLYNGVNYL) Complex Protein per well



Immobilized Biotinylated Human HLA-A0201 & B2M & Vaccinia virus (VLYNGVNYL) Complex Protein (Cat. No. HLR-H82E5) at 1 µg/mL (100 µL/well) on streptavidin (Cat. No. STN-N5116) precoated (0.5 µg/well) plate can bind Anti-B2M Antibody, Human IgG1 with a linear range of 0.1-1 ng/mL (Routinely tested).

## Background

Among the nonvirion proteins of the vaccinia virus (VACV), a 94-kDa long protein is most abundantly present; the protein is a truncated form of the 150-kDa A-type inclusion (ATI) protein of the cowpox virus encoded by the ati gene. This VACV protein does not form intracellular ATIs, being as it is a major immunogen upon infection/immunization of humans or animals with the VACV. variants demonstrated that the mutant LIVP $\Delta$ ati elicits a stronger protective response compared to the parent LIVP. The human HLA-A\*0201 Vaccinia virus D1R (VLYNGVNYL) complex protein is a complex of HLA-A\*0201 of the MHC Class I, B2M, and VLYNGVNYL peptide of the vaccinia virus.

## Clinical and Translational Updates

Please contact us via [TechSupport@acrobiosystems.com](mailto:TechSupport@acrobiosystems.com) if you have any question on this product.

Discounts, Gifts,  
and more!

