

**Synonym**

HA, Hemagglutinin

**Source**

Influenza B [Austria/1359417/2021] HA Protein, His Tag (HAE-V52H3) is expressed from human 293 cells (HEK293). It contains AA Asp 16- Thr 552 (Accession # EPI2187384, GISAID).

Predicted N-terminus: Asp 16

**Molecular Characterization**

HA(Asp 16- Thr 552)  
EPI2187384 Poly-his

This protein carries a polyhistidine tag at the C-terminus

The protein has a calculated MW of 63.7 kDa. The protein migrates as 90-100 kDa under reducing (R) condition (SDS-PAGE) due to glycosylation.

**Endotoxin**

Less than 1.0 EU per µg by the LAL method.

**Purity**

&gt;90% as determined by SDS-PAGE.

**Formulation**

Lyophilized from 0.22 µm filtered solution in PBS with trehalose as protectant.

Contact us for customized product form or formulation.

**Reconstitution**

Please see Certificate of Analysis for specific instructions.

*For best performance, we strongly recommend you to follow the reconstitution protocol provided in the CoA.*


**Storage**

For long term storage, the product should be stored at lyophilized state at -20°C or lower.

*Please avoid repeated freeze-thaw cycles.*

This product is stable after storage at:

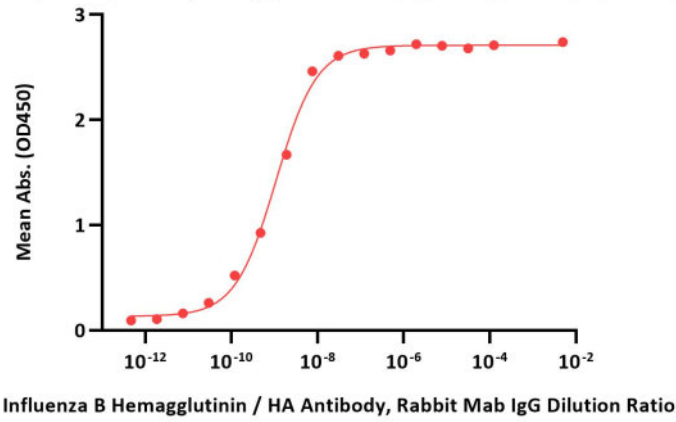
- -20°C to -70°C for 12 months in lyophilized state;
- -70°C for 3 months under sterile conditions after reconstitution.

**SDS-PAGE**

Influenza B [Austria/1359417/2021 (B/Victoria lineage)] Hemagglutinin (HA) Protein, His Tag on SDS-PAGE under reducing (R) condition. The gel was stained with Coomassie Blue. The purity of the protein is greater than 90%.

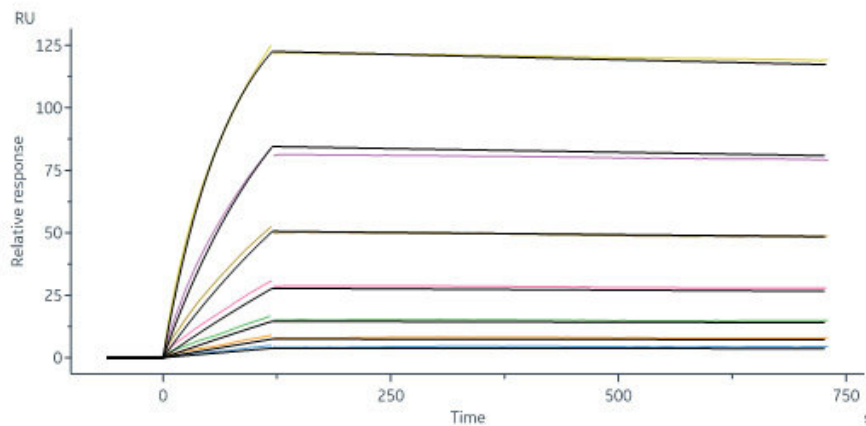
**Bioactivity-ELISA**

**Influenza B [Austria/1359417/2021 (B/Victoria lineage)] Hemagglutinin (HA) Protein, His Tag ELISA**  
0.1 µg of Influenza B [Austria/1359417/2021 (B/Victoria lineage)] Hemagglutinin (HA) Protein, His Tag per well



Immobilized Influenza B [Austria/1359417/2021 (B/Victoria lineage)] Hemagglutinin (HA) Protein, His Tag (Cat. No. HAE-V52H3) at 1 µg/mL (100 µL/well) can bind various dilution ratio of Influenza B Hemagglutinin / HA Antibody, Rabbit Mab IgG (QC tested).

### Bioactivity-SPR



Influenza b Hemagglutinin/HA Antibody captured on Protein G-Series S sensor chip can bind Influenza B [Austria/1359417/2021 (B/Victoria lineage)] Hemagglutinin (HA) Protein, His Tag (Cat. No. HAE-V52H3) with an affinity constant of 0.337 nM as determined in a SPR assay (Biacore 8K) (Routinely tested).

### Background

Neuraminidase (NA) and hemagglutinin (HA) are major membrane glycoproteins found on the surface of influenza virus. Hemagglutinin binds to the sialic acid-containing receptors on the surface of host cells during initial infection and at the end of an infectious cycle. Hemagglutinin also plays a major role in the determination of host range restriction and virulence. As a class I viral fusion protein, hemagglutinin is responsible for penetration of the virus into the cell cytoplasm by mediating the fusion of the membrane of the endocytosed virus particle with the endosomal membrane.

### Clinical and Translational Updates

Please contact us via [TechSupport@acrobiosystems.com](mailto:TechSupport@acrobiosystems.com) if you have any question on this product.