



Source

Human IgG4 (S108P) Kappa Isotype Control (mAb) is a chimeric monoclonal antibody recombinantly expressed from CHO, which combines the variable region of a mouse monoclonal antibody with Human constant domain.

Isotype

Human IgG4(S108P) | Human Kappa

Conjugate

Unconjugated

Antibody Type

Recombinant Monoclonal

Reactivity

Human

Specificity

This product is a specific antibody specifically reacts with DNP.

Application

Application	Recommended Usage
ELISA	0.2-50 ng/mL

Purity

>90% as determined by SDS-PAGE.

>90% as determined by SEC-MALS.

Purification

Protein A purified/ Protein G purified

Formulation

Lyophilized from 0.22 µm filtered solution in PBS, pH7.4 with trehalose as protectant.

Contact us for customized product form or formulation.

Reconstitution

Please see Certificate of Analysis for specific instructions.

For best performance, we strongly recommend you to follow the reconstitution protocol provided in the CoA.

Storage

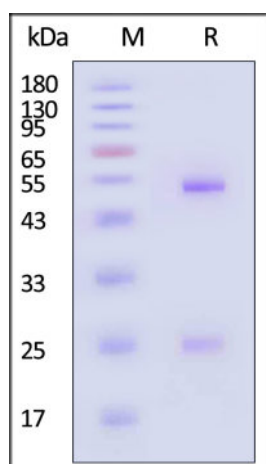
For long term storage, the product should be stored at lyophilized state at -20°C or lower.

Please avoid repeated freeze-thaw cycles.

This product is stable after storage at:

- -20°C to -70°C for 12 months in lyophilized state;
- -70°C for 3 months under sterile conditions after reconstitution.

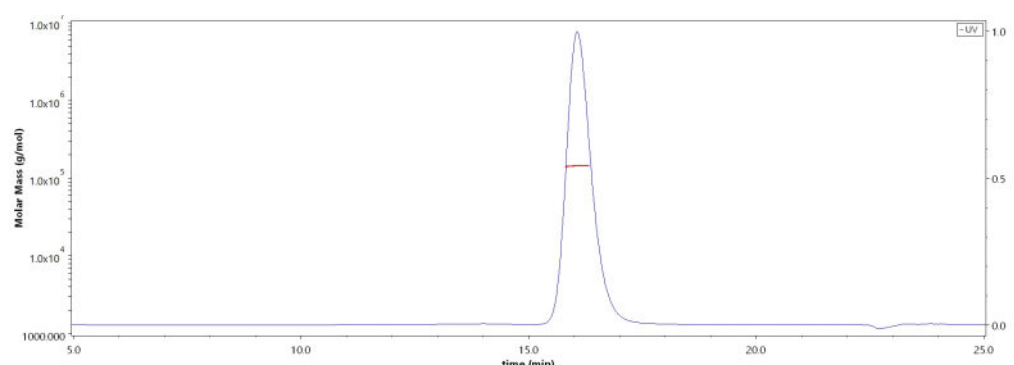
SDS-PAGE



Human IgG4 (S108P) Kappa Isotype Control (mAb) on SDS-PAGE under reducing (R) condition. The gel was stained with Coomassie Blue. The purity of the protein is greater than 90% (With [Star Ribbon Pre-stained Protein Marker](#)).

Bioactivity-ELISA

SEC-MALS



The purity of Human IgG4 (S108P) Kappa Isotype Control (mAb) (Cat. No. DNP-C17P1) is more than 90% and the molecular weight of this protein is around 135-155 kDa verified by SEC-MALS.

[Report](#)

Discounts, Gifts,
and more!

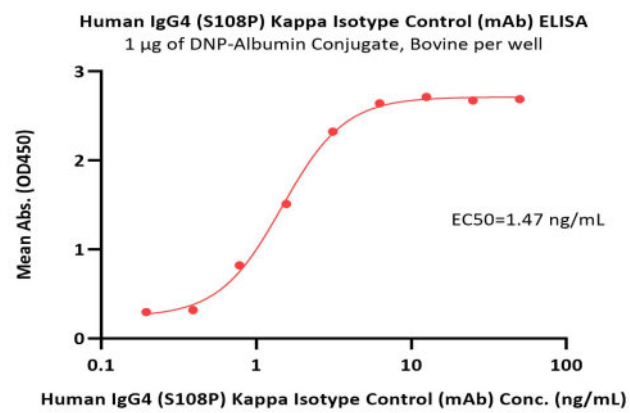


Human IgG4 (S108P) Kappa Isotype Control (mAb, MALS verified)

Catalog # DNP-C17P1



BIOSYSTEMS
Acro
Surprise Inside!



Immobilized DNP-Albumin Conjugate, Bovine at 10 µg/mL (100 µL/well) can bind Human IgG4 (S108P) Kappa Isotype Control (mAb) (Cat. No. DNP-C17P1) with a linear range of 0.2-3 ng/mL (QC tested).

Background

A hapten is a small molecule that can elicit an immune response only when conjugated with a large carrier such as a protein. Typical haptens include drugs, urushiol, quinone, steroids, etc. Peptides and non-protein antigens usually need conjugating to a carrier protein (such as BSA (bovine serum albumin) or KLH (keyhole limpet hemocyanin) to become good immunogens). Additionally, haptens should be administered with an adjuvant to ensure a high quality immune response. It is important that the hapten design (preserving greatly the chemical structure and spatial conformation of target compound), selection of the appropriate carrier protein and the conjugation method are key conditions for the desired specificity anti-hapten antibodies. We design anti-hapten antibodies based on the HaptenDB information.

Clinical and Translational Updates

Discounts, Gifts,
and more!



www.acrobiosystems.com

9/26/2024