

Human CD63 Full Length Protein, Flag,His Tag (Detergent)

Catalog # CD3-H55D3



BIOSYSTEMS
Acro
Surprise Inside!

Synonym

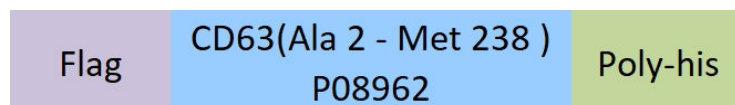
LAMP-3, ME491, MLA1, OMA81H, TSPAN30

Source

Human CD63 Full Length Protein, Flag,His Tag(CD3-H55D3) is expressed from Baculovirus-Insect cells. It contains AA Ala 2 - Met 238 (Accession # [P08962](#)).

Predicted N-terminus: Met

Molecular Characterization



This protein carries flag tag at the N-terminus and polyhistidine tag at the C-terminus.

The protein has a calculated MW of 29.6 kDa.

Endotoxin

Less than 1.0 EU per µg by the LAL method.

Formulation

This product is not suitable for cell based experiments due to cytotoxicity of DDM.

DDM and CHS are INDISPENSABLE to keep membrane protein soluble and active, under no circumstance should you remove DDM and CHS.

DDM/CHS buffer (DC-11) is sold separately and not included in protein, and please contact us if you need the buffer.

If glycerol is not compatible to your application, remove glycerol just before immediate experiment, and NEVER store glycerol-free protein solution.

Supplied as 0.2 µm filtered solution in 50 mM HEPES, 150 mM NaCl, DDM, pH7.5, CHS with glycerol as protectant.

Contact us for customized product form or formulation.

Shipping

This product is supplied and shipped with dry ice, please inquire the shipping cost.

Storage

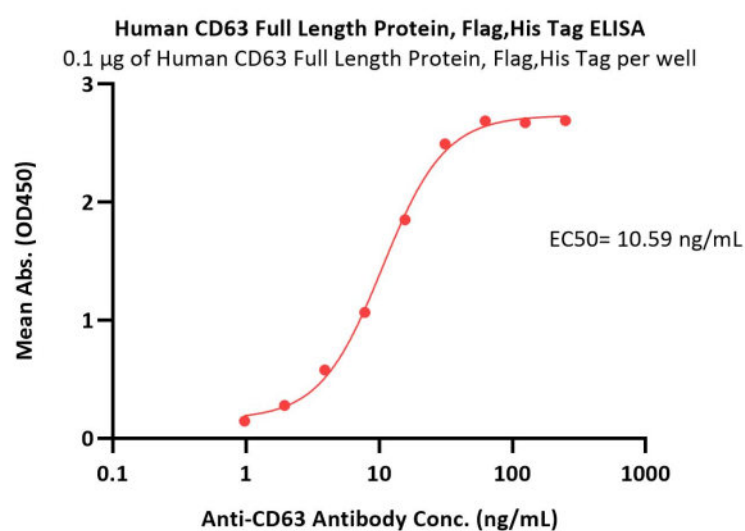
Please avoid repeated freeze-thaw cycles.

This product is stable after storage at:

- The product MUST be stored at -70°C or lower upon receipt;
- -70°C for 3 months under sterile conditions.

*The DDM/CHS buffer (Cat. No. [DC-11](#)) is sold separately and not included in protein, you can follow [this link](#) for product information.

Bioactivity-ELISA



Immobilized Human CD63 Full Length Protein, Flag,His Tag (Cat. No. CD3-H55D3) at 1 µg/mL (100 µL/well) can bind Anti-CD63 Antibody with a linear range of 1-31 ng/mL (QC tested).

Bioactivity-SPR

Discounts, Gifts,
and more!



➤ www.acrobiosystems.com

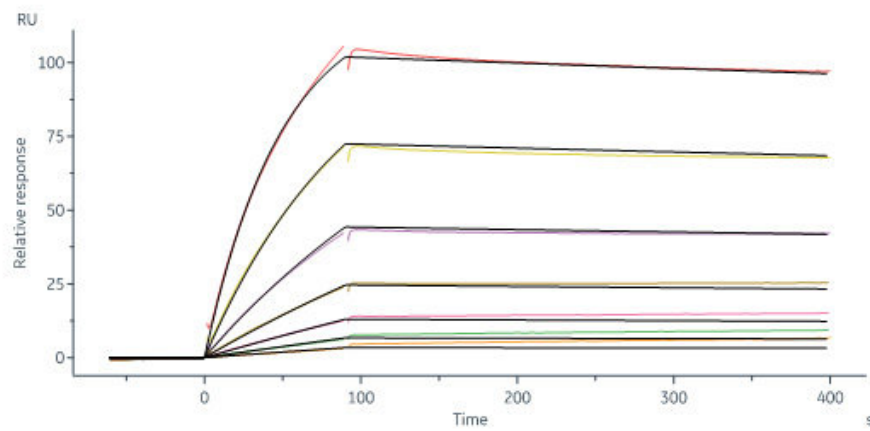
8/6/2024

Human CD63 Full Length Protein, Flag,His Tag (Detergent)

Catalog # CD3-H55D3



BIOSYSTEMS
Acro
Surprise Inside!



Anti-CD63 Antibody captured on CM5 chip via anti-mouse antibodies surface can bind Human CD63 Full Length Protein, Flag,His Tag (Cat. CD3-H55D3) with an affinity constant of 11.0 nM as determined in a SPR assay (in presence of DDM and CHS) (Biacore 8K) (Routinely tested).

Background

Functions as a cell surface receptor for TIMP1 and plays a role in the activation of cellular signaling cascades. Plays a role in the activation of ITGB1 and integrin signaling, leading to the activation of AKT, FAK/PTK2 and MAP kinases. Promotes cell survival, reorganization of the actin cytoskeleton, cell adhesion, spreading and migration, via its role in the activation of AKT and FAK/PTK2. Plays a role in VEGFA signaling via its role in regulating the internalization of KDR/VEGFR2. Plays a role in intracellular vesicular transport processes, and is required for normal trafficking of the PMEL luminal domain that is essential for the development and maturation of melanocytes. Plays a role in the adhesion of leukocytes onto endothelial cells via its role in the regulation of SELP trafficking. May play a role in mast cell degranulation in response to Ms4a2/FcεRI stimulation, but not in mast cell degranulation in response to other stimuli.

Clinical and Translational Updates

Discounts, Gifts,
and more!



www.acrobiosystems.com

8/6/2024