

**Synonym**

CD112,Nectin-2,PVRL2

**Source**

Biotinylated Human Nectin-2, His,Avitag(CD2-H82E7) is expressed from human 293 cells (HEK293). It contains AA Gln 32 - Leu 360 (Accession # [Q92692-2](#)).

Predicted N-terminus: Gln 32

**Molecular Characterization**

Nectin-2(Gln 32 - Leu 360)  
Q92692-2    Poly-his    Avi

This protein carries a polyhistidine tag at the C-terminus, followed by an Avi tag (Avitag™).

The protein has a calculated MW of 39.1 kDa. The protein migrates as 45-50 kDa under reducing (R) condition (SDS-PAGE) due to glycosylation.

**Labeling**

*Biotinylation of this product is performed using Avitag™ technology. Briefly, the single lysine residue in the Avitag is enzymatically labeled with biotin.*

**Protein Ratio**

Passed as determined by the HABA assay / binding ELISA.

**Endotoxin**

Less than 1.0 EU per µg by the LAL method.

**Purity**

&gt;95% as determined by SDS-PAGE.

&gt;95% as determined by SEC-MALS.

**Formulation**

Lyophilized from 0.22 µm filtered solution in PBS, pH7.4 with trehalose as protectant.

Contact us for customized product form or formulation.

**Reconstitution**

Please see Certificate of Analysis for specific instructions.

*For best performance, we strongly recommend you to follow the reconstitution protocol provided in the CoA.*

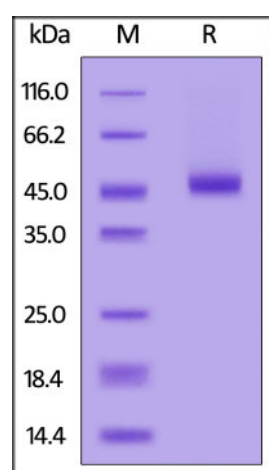
**Storage**

For long term storage, the product should be stored at lyophilized state at -20°C or lower.

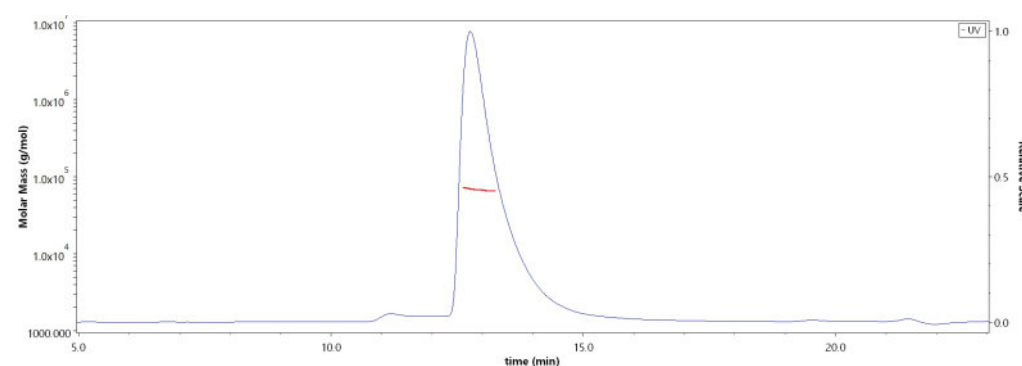
*Please avoid repeated freeze-thaw cycles.*

This product is stable after storage at:

- -20°C to -70°C for 12 months in lyophilized state;
- -70°C for 3 months under sterile conditions after reconstitution.

**SDS-PAGE**

Biotinylated Human Nectin-2, His,Avitag on SDS-PAGE under reducing (R) condition. The gel was stained with Coomassie Blue. The purity of the protein is greater than 95%.

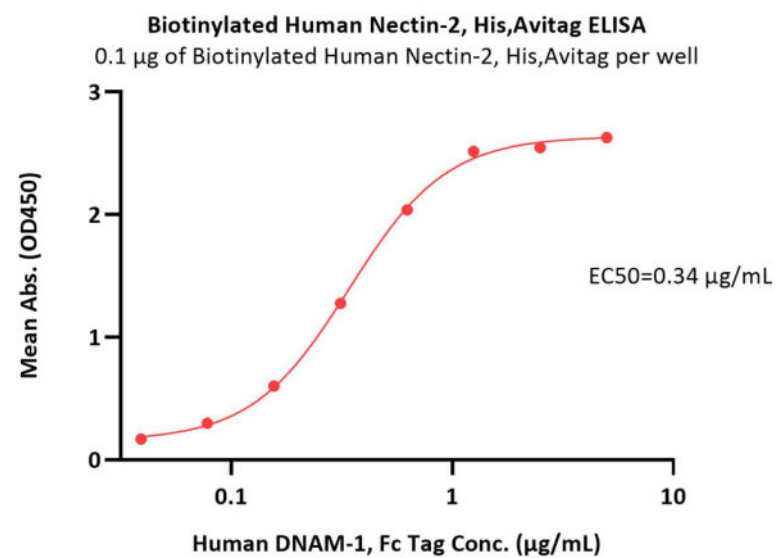
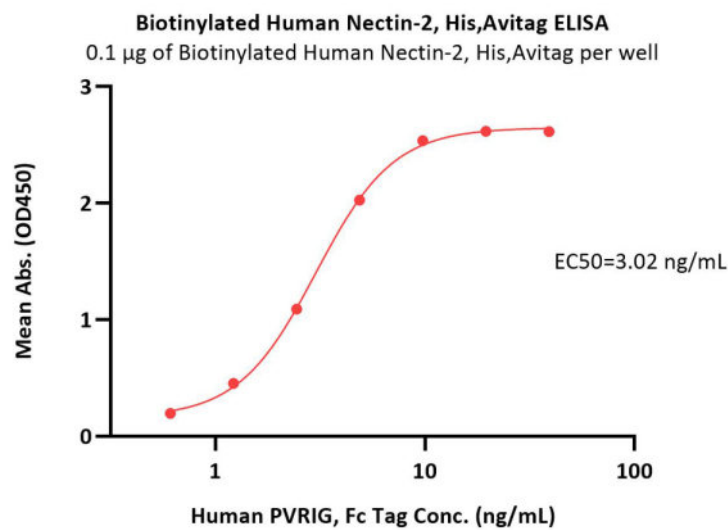
**Bioactivity-ELISA****SEC-MALS**

The purity of Biotinylated Human Nectin-2, His,Avitag (Cat. No. CD2-H82E7) is more than 95% and the molecular weight of this protein is around 50-70 kDa verified by SEC-MALS.

[Report](#)

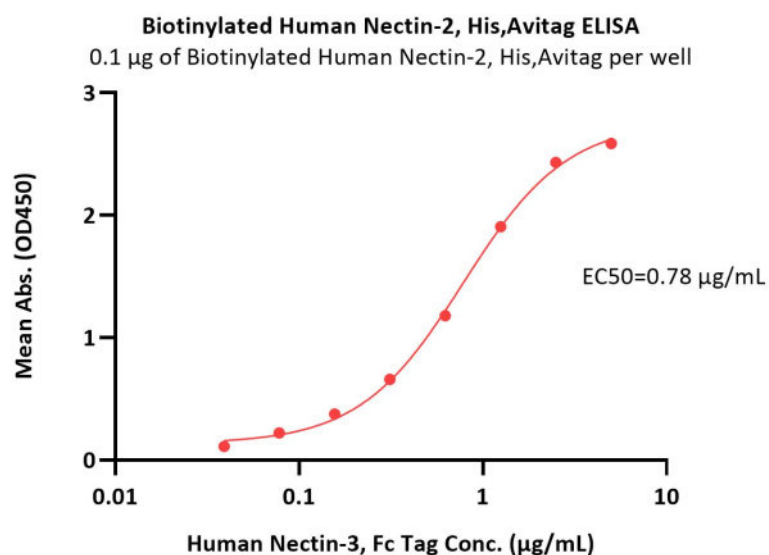
Discounts, Gifts,  
and more!





Immobilized Biotinylated Human Nectin-2, His,Avitag (Cat. No. CD2-H82E7) at 1 µg/mL (100 µL/well) on streptavidin (Cat. No. STN-N5116) precoated (0.5 µg/well) plate can bind Human PVRIG, Fc Tag (Cat. No. PVG-H5257) with a linear range of 0.6-10 ng/mL (QC tested).

Immobilized Biotinylated Human Nectin-2, His,Avitag (Cat. No. CD2-H82E7) at 1 µg/mL (100 µL/well) on streptavidin (Cat. No. STN-N5116) precoated (0.5 µg/well) plate can bind Human DNAM-1, Fc Tag (Cat. No. DN1-H5257) with a linear range of 0.039-0.625 µg/mL (Routinely tested).



Immobilized Biotinylated Human Nectin-2, His,Avitag (Cat. No. CD2-H82E7) at 1 µg/mL (100 µL/well) on streptavidin (Cat. No. STN-N5116) precoated (0.5 µg/well) plate can bind Human Nectin-3, Fc Tag (Cat. No. PV3-H5255) with a linear range of 0.039-1.25 µg/mL (Routinely tested).

## Background

Poliovirus receptor-related 2 (PVRL2) is also known as nectin-2 and CD112 (formerly herpesvirus entry mediator B, HVEB), which is a human plasma membrane glycoprotein. PVRL2 is one of the plasma membrane components of adherens junctions. PVRL2 also serves as an entry for certain mutant strains of herpes simplex virus and pseudorabies virus, and it is involved in cell to cell spreading of these viruses. Variations in PVRL2 gene have been associated with differences in the severity of multiple sclerosis. Also, PVRL2 binds with low affinity to TIGIT. Furthermore, PVRL2 acts as a receptor for herpes simplex virus 1 (HHV-1) mutant Rid1, herpes simplex virus 1 (HHV-2) and pseudorabies virus (PRV).

## Clinical and Translational Updates

Please contact us via [TechSupport@acrobiosystems.com](mailto:TechSupport@acrobiosystems.com) if you have any question on this product.

Discounts, Gifts,  
and more!

