



## Synonym

CD112,Nectin-2,PVRL2

## Source

Human Nectin-2, Mouse IgG2a Fc Tag(CD2-H5257) is expressed from human 293 cells (HEK293). It contains AA Gln 32 - Leu 360 (Accession # [Q92692-2](#)).  
Predicted N-terminus: Gln 32

## Molecular Characterization

Nectin-2(Gln 32 - Leu 360) Q92692-2	mFc(Glu 98 - Lys 330) P01863
--	---------------------------------

This protein carries a mouse IgG2a Fc tag at the C-terminus.

The protein has a calculated MW of 62.4 kDa. The protein migrates as 65-80 kDa under reducing (R) condition (SDS-PAGE) due to glycosylation.

## Endotoxin

Less than 0.1 EU per µg by the LAL method.

## Purity

>95% as determined by SDS-PAGE.

## Formulation

Lyophilized from 0.22 µm filtered solution in Tris with Glycine, Arginine and NaCl, pH7.5 with trehalose as protectant.

Contact us for customized product form or formulation.

## Reconstitution

Please see Certificate of Analysis for specific instructions.

*For best performance, we strongly recommend you to follow the reconstitution protocol provided in the CoA.*

## Storage


For long term storage, the product should be stored at lyophilized state at -20°C or lower.

*Please avoid repeated freeze-thaw cycles.*

This product is stable after storage at:

- -20°C to -70°C for 12 months in lyophilized state;
- -70°C for 3 months under sterile conditions after reconstitution.

## SDS-PAGE

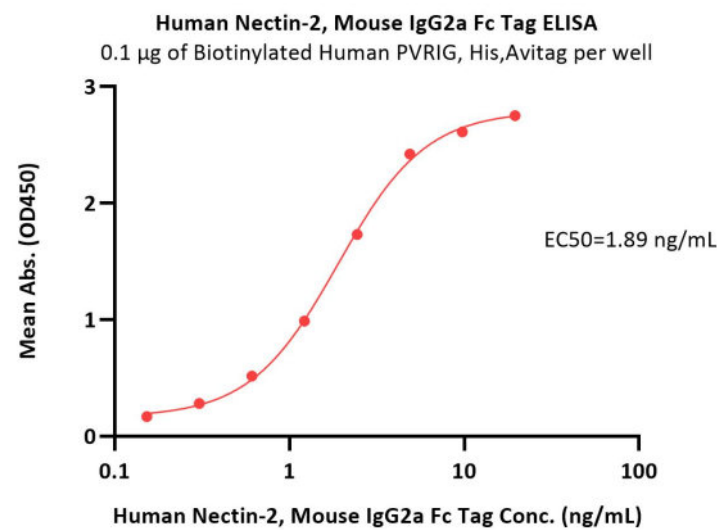
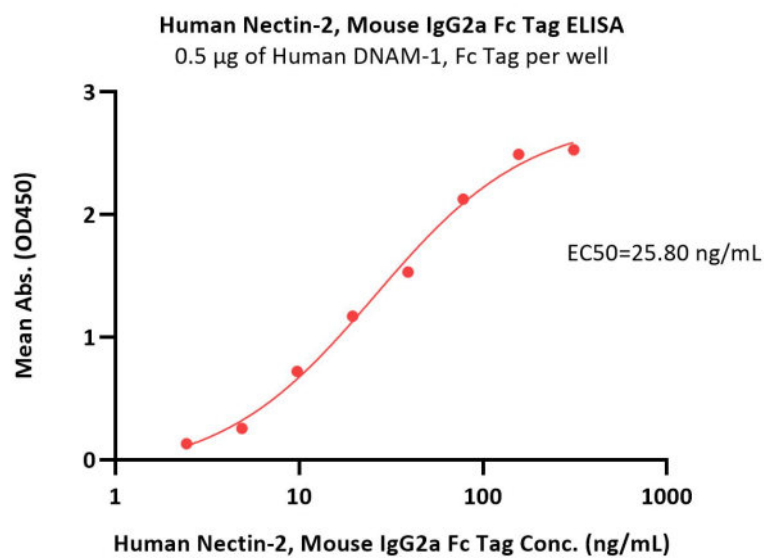


Human Nectin-2, Mouse IgG2a Fc Tag on SDS-PAGE under reducing (R) condition. The gel was stained with Coomassie Blue. The purity of the protein is greater than 95%.

## Bioactivity-ELISA

Discounts, Gifts,  
and more!

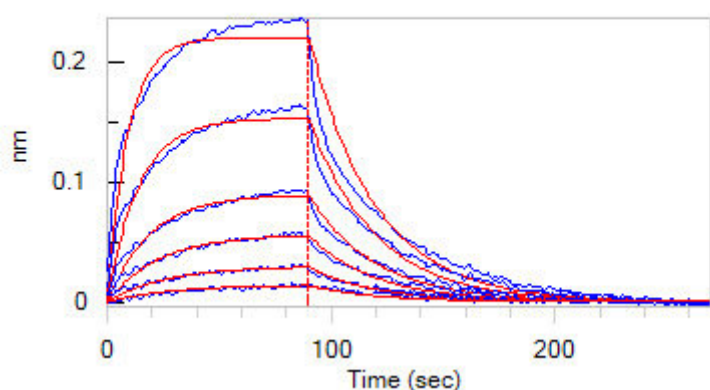




Immobilized Human DNAM-1, Fc Tag (Cat. No. DN1-H5257) at 5 µg/mL (100 µL/well) can bind Human Nectin-2, Mouse IgG2a Fc Tag (Cat. No. CD2-H5257) with a linear range of 2-78 ng/mL (QC tested).

Immobilized Biotinylated Human PVRIG, His,Avitag (Cat. No. PVG-H82E3) at 1 µg/mL (100 µL/well) on Streptavidin (Cat. No. STN-N5116) precoated (0.5 µg/well) plate, bind Human Nectin-2, Mouse IgG2a Fc Tag (Cat. No. CD2-H5257) with a linear range of 0.1-5 ng/mL (Routinely tested).

**Bioactivity-BLI**



Loaded Human Nectin-2, Mouse IgG2a Fc Tag (Cat. No. CD2-H5257) on Protein A Biosensor, can bind Human PVRIG, His Tag (Cat. No. PVG-H52H4) with an affinity constant of 1.33 µM as determined in BLI assay (ForteBio Octet Red96e) (Routinely tested).

**Background**

Poliovirus receptor-related 2 (PVRL2) is also known as nectin-2 and CD112 (formerly herpesvirus entry mediator B, HVEB), which is a human plasma membrane glycoprotein. PVRL2 is one of the plasma membrane components of adherens junctions. PVRL2 also serves as an entry for certain mutant strains of herpes simplex virus and pseudorabies virus, and it is involved in cell to cell spreading of these viruses. Variations in PVRL2 gene have been associated with differences in the severity of multiple sclerosis. Also, PVRL2 binds with low affinity to TIGIT. Furthermore, PVRL2 acts as a receptor for herpes simplex virus 1 (HHV-1) mutant Rid1, herpes simplex virus 1 (HHV-2) and pseudorabies virus (PRV).

**Clinical and Translational Updates**

Discounts, Gifts, and more!

