

# Human Transferrin R / CD71 Protein, His Tag (MALS verified)

Catalog # CD1-H5243



## Synonym

CD71, TFRC, TFR, sTfR, TfR1, Trfr, T9, p90

## Source

Human Transferrin R, His Tag(CD1-H5243) is expressed from human 293 cells (HEK293). It contains AA Cys 89 - Phe 760 (Accession # [P02786-1](#)).

Predicted N-terminus: His

## Molecular Characterization

Poly-his TfR(Cys 89 - Phe 760)  
P02786-1

This protein carries a polyhistidine tag at the N-terminus.

The protein has a calculated MW of 77.0 kDa. The protein migrates as 80 kDa when calibrated against [Star Ribbon Pre-stained Protein Marker](#) under reducing (R) condition (SDS-PAGE) due to glycosylation.

## Endotoxin

Less than 1.0 EU per µg by the LAL method.

## Purity

>95% as determined by SDS-PAGE.

## Formulation

Lyophilized from 0.22 µm filtered solution in PBS, pH7.4 with trehalose as protectant.

Contact us for customized product form or formulation.

## Reconstitution

Please see Certificate of Analysis for specific instructions.

*For best performance, we strongly recommend you to follow the reconstitution protocol provided in the CoA.*

## Storage

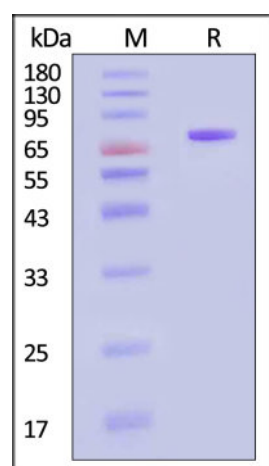
For long term storage, the product should be stored at lyophilized state at -20°C or lower.

*Please avoid repeated freeze-thaw cycles.*

This product is stable after storage at:

- -20°C to -70°C for 12 months in lyophilized state;
- -70°C for 12 months under sterile conditions after reconstitution.

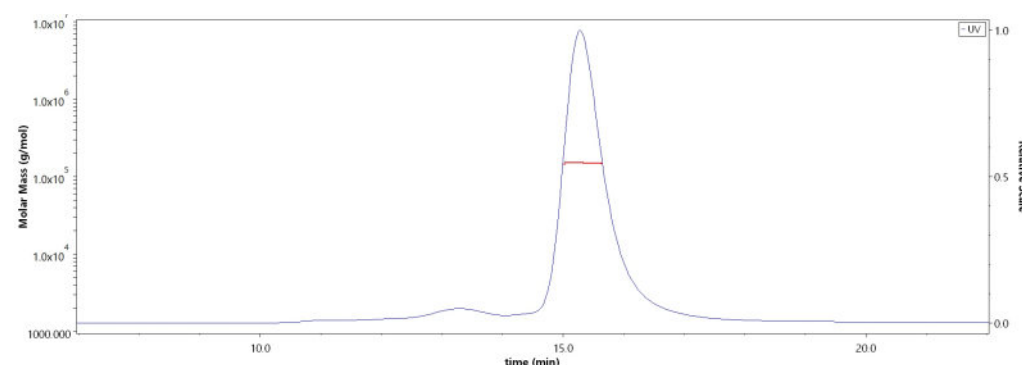
## SDS-PAGE



Human Transferrin R, His Tag on SDS-PAGE under reducing (R) condition. The gel was stained with Coomassie Blue. The purity of the protein is greater than 95% (With [Star Ribbon Pre-stained Protein Marker](#)).

## Bioactivity-ELISA

## SEC-MALS

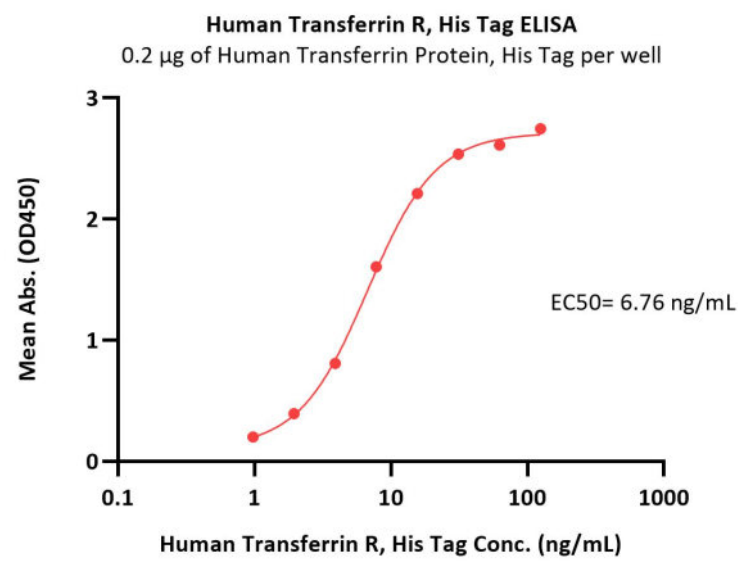


The purity of Human Transferrin R, His Tag (Cat. No. CD1-H5243) is more than 85% and the molecular weight of this protein is around 145-180 kDa verified by SEC-MALS.

[Report](#)

Discounts, Gifts,  
and more!





Immobilized Human Transferrin Protein, His Tag (Cat. No. TRN-H52H3) at 2 µg/mL (100 µL/well) can bind Human Transferrin R, His Tag (Cat. No. CD1-H5243) with a linear range of 2-7.8 ng/mL (QC tested).

## Background

CD antigen CD71 is also known as Transferrin receptor protein 1, TfR, sTfR, p90, TfR1, Trfr, which belongs to the peptidase M28 family and M28B subfamily. CD71 /TFR contains one PA (protease associated) domain. CD71 / TfR1 is required for iron delivery from transferrin to cells. CD71 is a potential new target in cases of human leukemia & lymphoma. CD71 /TFRC / TfR has been shown to interact with GABARAP and HFE.

## Clinical and Translational Updates

Discounts, Gifts,  
and more!

