



Synonym

TNFRSF17,CD269,BCM,BCMA

Source

Cynomolgus / Rhesus macaque BCMA, His Tag (BCA-C52H7) is expressed from human 293 cells (HEK293). It contains AA Met 1 - Ala 53 (Accession # [A0A2K5UD97-1](#)). In the region Met 1 - Ala 53, the AA sequence of Cynomolgus and Rhesus macaque BCMA are homologous.

Predicted N-terminus: Met 1

Molecular Characterization

BCMA(Met 1 - Ala 53)
A0A2K5UD97-1 Poly-his

This protein carries a polyhistidine tag at the C-terminus.

The protein has a calculated MW of 7.9 kDa. The protein migrates as 13-14 kDa when calibrated against [Star Ribbon Pre-stained Protein Marker](#) under reducing (R) condition (SDS-PAGE) due to glycosylation.

Endotoxin

Less than 1.0 EU per µg by the LAL method.

Purity

>90% as determined by SDS-PAGE.

Formulation

Lyophilized from 0.22 µm filtered solution in PBS, pH7.4 with trehalose as protectant.

Contact us for customized product form or formulation.

Reconstitution

Please see Certificate of Analysis for specific instructions.

For best performance, we strongly recommend you to follow the reconstitution protocol provided in the CoA.

Storage

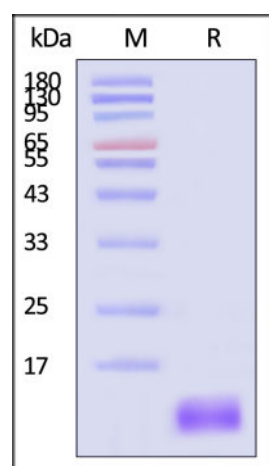
For long term storage, the product should be stored at lyophilized state at -20°C or lower.

Please avoid repeated freeze-thaw cycles.

This product is stable after storage at:

- -20°C to -70°C for 12 months in lyophilized state;
- -70°C for 3 months under sterile conditions after reconstitution.

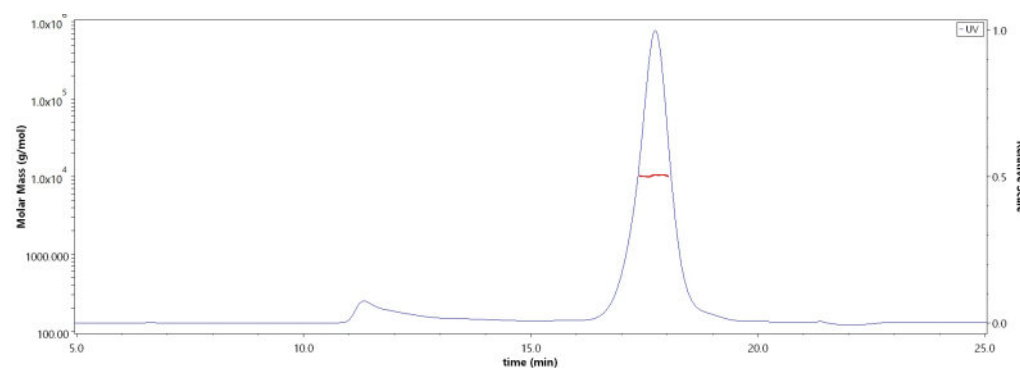
SDS-PAGE



Cynomolgus / Rhesus macaque BCMA, His Tag on SDS-PAGE under reducing (R) condition. The gel was stained with Coomassie Blue. The purity of the protein is greater than 90% (With [Star Ribbon Pre-stained Protein Marker](#)).

Bioactivity-ELISA

SEC-MALS

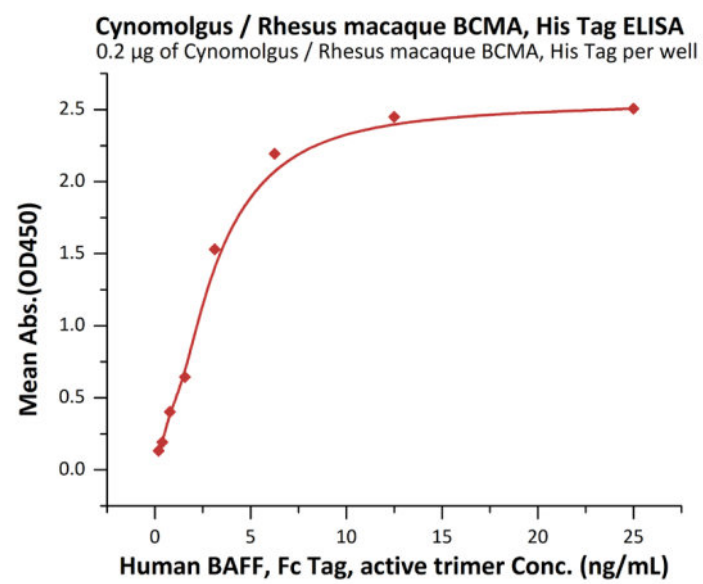


The purity of Cynomolgus / Rhesus macaque BCMA, His Tag (Cat. No. BCA-C52H7) is more than 85% and the molecular weight of this protein is around 8-15 kDa verified by SEC-MALS.

[Report](#)

Discounts, Gifts,
and more!





Immobilized Cynomolgus / Rhesus macaque BCMA, His Tag (Cat. No. BCA-C52H7) at 2 µg/mL (100 µL/well) can bind Human BAFF, Fc Tag, active trimer (Cat. No. BAF-H5261) with a linear range of 0.2-3 ng/mL (QC tested).

Background

Tumor necrosis factor receptor superfamily member 17 (TNFRSF17) is also known as B-cell maturation protein (BCMA), CD antigen CD269, which is a member of the TNF-receptor superfamily. TNFRSF17 contains one TNFR-Cys repeat. TNFRSF17 is expressed in mature B-cells, but not in T-cells or monocytes. TNFRSF17 is receptor for TNFSF13B/BLyS/BAFF and TNFSF13/APRIL. TNFRSF17 promotes B-cell survival and plays a role in the regulation of humoral immunity. TNFRSF17 can activate NF-kappa-B and JNK.

Clinical and Translational Updates

Discounts, Gifts,
and more!

