



### Synonym

APRIL, TNFSF13, TALL-2, TRDL-1, CD256, TALL2, ZTNF2

### Source

Cynomolgus APRIL, His,Flag Tag (APL-C52D2) is expressed from human 293 cells (HEK293). It contains AA Gln 111 - Leu 250 (Accession #

[XP\\_005582818.1](#)) trimer Design.

Predicted N-terminus: His

### Molecular Characterization

This protein carries a polyhistidine tag at the N-terminus, followed by a flag tag.

The protein has a calculated MW of 50.4 kDa. The protein migrates as 55-65 kDa under reducing (R) condition (SDS-PAGE) due to glycosylation.

### Endotoxin

Less than 1.0 EU per µg by the LAL method / rFC method.

### Purity

>95% as determined by SDS-PAGE.

>90% as determined by SEC-MALS.

### Formulation

Lyophilized from 0.22 µm filtered solution in PBS, pH7.4 with trehalose as protectant.

Contact us for customized product form or formulation.

### Reconstitution

Please see Certificate of Analysis for specific instructions.

*For best performance, we strongly recommend you to follow the reconstitution protocol provided in the CoA.*

### Storage


For long term storage, the product should be stored at lyophilized state at -20°C or lower.

*Please avoid repeated freeze-thaw cycles.*

This product is stable after storage at:

- -20°C to -70°C for 12 months in lyophilized state;
- -70°C for 3 months under sterile conditions after reconstitution.

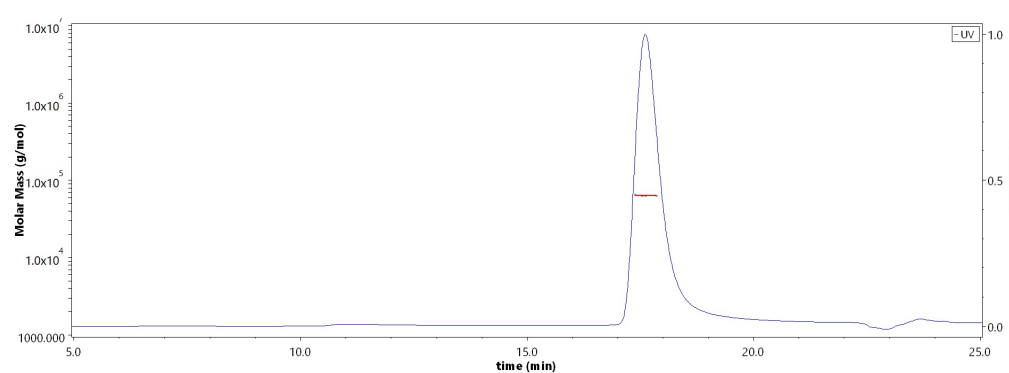
### SDS-PAGE



Cynomolgus APRIL, His,Flag Tag on SDS-PAGE under reducing (R) condition. The gel was stained with Coomassie Blue. The purity of the protein is greater than 95%.

### Bioactivity-ELISA

### SEC-MALS

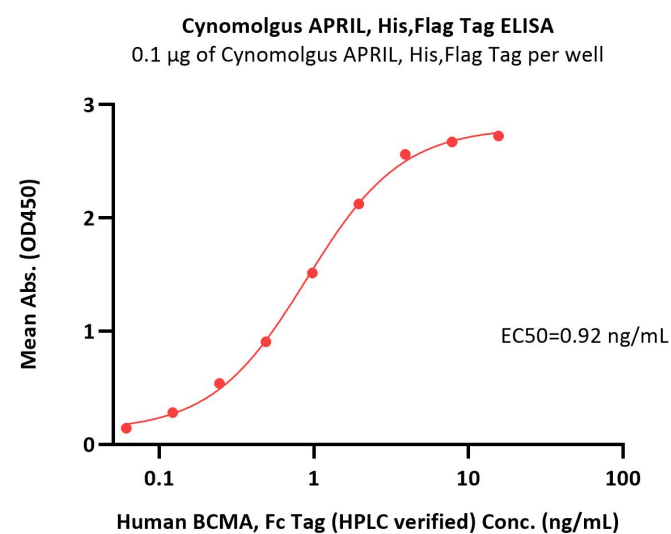
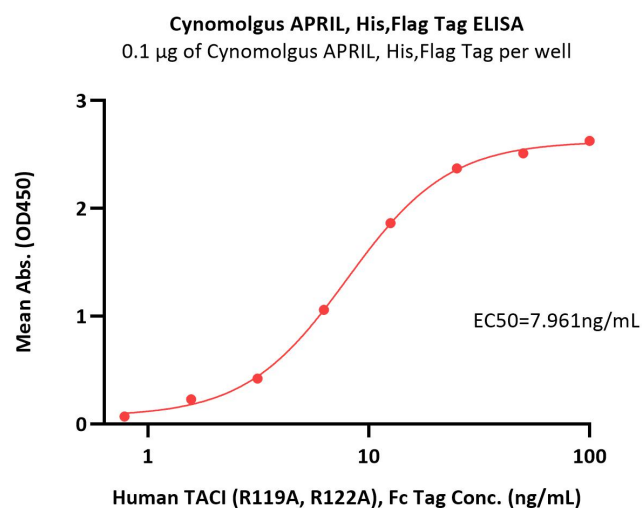


The purity of Cynomolgus APRIL, His,Flag Tag (Cat. No. APL-C52D2) is more than 90% and the molecular weight of this protein is around 57-69 kDa verified by SEC-MALS.

[Report](#)

Discounts, Gifts,  
and more!





Immobilized Cynomolgus APRIL, His,Flag Tag (Cat. No. APL-C52D2) at 1 µg/mL (100 µL/well) can bind Human TACI (R119A, R122A), Fc Tag (Cat. No. TAI-H5253) with a linear range of 2-13 ng/mL (QC tested).

Immobilized Cynomolgus APRIL, His,Flag Tag (Cat. No. APL-C52D2) at 1 µg/mL (100 µL/well) can bind Human BCMA, Fc Tag (HPLC verified) (Cat. No. BC7-H5254) with a linear range of 0.1-1 ng/mL (Routinely tested).

### Background

APRIL(a proliferation-inducing ligand) is also known as Tumor necrosis factor ligand superfamily member 13, TALL-2, TRDL-1, CD256, TNFSF 13, cytokine that binds to TNFRSF13B/TACI and to TNFRSF17/BCMA. APRIL is a cytokine of the tumor necrosis factor family associated mainly with hematologic malignancies. The closely related TNF family ligands B cell activation factor (BAFF) and a proliferation-inducing ligand (APRIL) serve in the generation and maintenance of mature B-lymphocytes. Both BAFF and APRIL assemble as homotrimers that bind and activate several receptors that they partially share. BAFF-APRIL heteromers of different stoichiometries have distinct receptor-binding properties and activities. In addition, expression of APRIL was regulated by miR-145 in GC cells.

Discounts, Gifts,  
and more!

